



## **Performance and emission characteristics of diesel engine with COME-Triacetin additive blends as fuel**

**P. Venkateswara Rao<sup>1</sup>, B. V. Appa Rao<sup>2</sup>**

<sup>1</sup> Dept. of Mechanical Engineering, K I T S, Warangal- 506015, A. P., India.

<sup>2</sup> Dept. of Marine Engineering, Andhra University, Visakhapatnam-530003, A. P., India.

### **Abstract**

The Triacetin [C<sub>9</sub>H<sub>14</sub>O<sub>6</sub>] additive is used as an anti-knocking agent along with the bio-diesel in DI- diesel engine. In the usage of diesel fuel and neat bio-diesel knocking can be detected to some extent. The T-additive usage in the engine suppressed knocking, improved the performance and reduced tail pipe emissions. Comparative study is conducted using petro-diesel, bio-diesel, and with various additive blends of bio-diesel on DI- diesel engine. Coconut oil methyl ester (COME) is used with additive Triacetin (T) at various percentages by volume for all loads (No load, 25%, 50%, 75% and full load). The performance of engine is compared with neat diesel in respect of engine efficiency, exhaust emissions and combustion knock. Of the five Triacetin- biodiesel blends tried, 10% Triacetin combination with biodiesel proved encouraging in all respects of performance of the engine.

**Copyright © 2012 International Energy and Environment Foundation - All rights reserved.**

**Keywords:** Additive; Biodiesel; COME; Exhaust emissions; Performance; Triacetin.

### **1. Introduction**

Today in the world, there is a growing increase in biofuels consumption, mainly ethanol and biodiesel as well as their blends with diesel that reduce the cost impact of biofuels while retaining some advantages of it. This increase is due to several factors like decreasing the dependence on imported petroleum; providing a market for the excess production of vegetable oils and animal fats; using renewable and biodegradable fuels; reducing global warming due to its closed carbon cycle by CO<sub>2</sub> recycling; increasing lubricity and reducing substantially the exhaust emissions of carbon monoxide, unburned hydrocarbons and particulate emissions from diesel engines. However, there are major drawbacks in the use of biofuels blends as NO<sub>x</sub> tends to be higher, the intervals of engine fuel filters replacement is reduced and degradation by chronic exposure of varnish deposits in fuel tanks and fuel lines, paint, concrete, and paving occurs as some materials are incompatible. Here, fuel additives become indispensable tools not only to decrease these drawbacks but also to produce specified products that meet international and regional standards like EN 14214, ASTM D 6751, and DIN EN 14214, allowing the fuels trade to take place. Additives improve ignition and combustion efficiency, stabilize fuel mixtures, protect the engine from abrasion and wax deposition and reduce pollutant emissions, among other features. Two basic trends are becoming more relevant: the progressive reduction of sulfur content and the increased use of biofuels. Several additives compositions may be used as long as they keep the basic chemical functions that are active.

Diesel engines emissions seriously threaten the environment and are considered one of the major sources of air pollution. It was proved that these pollutants cause impacts in the ecological systems, lead to environmental problems, and carry carcinogenic components that significantly endanger the health of human beings. They can cause serious health problems, especially respiratory and cardiovascular problems. Increasing worldwide concern about combustion-related pollutants, such as particulate matter (PM), oxides of nitrogen (NO<sub>x</sub>), carbon monoxide (CO), total hydrocarbons (THC), acid rain, photochemical smog and depletion of the ozone layer has led several countries to regulate emissions and give directives for implementation and compliance. It is commonly accepted that clean combustion of diesel engines can be fulfilled only if engine development is coupled with diesel fuel reformulation or additive introduction [1, 2]. In this way, methods to reduce PM and the present work was under taken to study the performance of D I diesel engine with coconut oil methyl ester and triacetin additive blends at different percentages. Normally additives are used to boost the combustion hence improves fuel economy at lower emission rates from the engine.

NO<sub>x</sub> emissions include high-pressure injection, turbo charging, and exhaust after treatments or the use of fuel additives, which is thought to be one of the most attractive solutions [3-5]. Engine exhaust contains volatile organic compounds (VOCs), which embody unburned fuel emissions and other VOCs generated as byproducts of incomplete combustion (PIC). Some VOCs described as being of health concern are acetaldehyde, acrolein, benzene, 1, 3-butadiene, formaldehyde, and naphthalene. Gasoline- and diesel-powered vehicles are the largest source of VOCs in most urban areas [5]. Diesel oil is a fuel derived from petroleum and consists mainly of aliphatic hydrocarbons containing 8-28 carbon atoms with boiling points in the range of 130-370°C. It is a blend of fractions of hydrocarbons heavier than those of the hydrocarbons in gasoline and with a lower H/C mass ratio, which determines the high emission of carbon compounds per unit of energy delivered to the engine. A reduction in consumption and improvements in the quality of diesel oil have been the object of study by various specialists, motivated by growing demands in the transport and electric sectors.

Commercially available diesel oil is a combination of fossil diesel and several additives, which are added in different amounts to perform specific functions. Among them, there are additives to (1) reduce pernicious emissions; (2) improve fluid stability over a wider range of conditions; (3) improve the viscosity index, reducing the rate of viscosity change with temperature; (4) improve ignition by reducing its delay time, flash point, and so forth; and (5) reduce wear with agents that adsorb onto metal surfaces and sacrificially provide chemical-to-chemical contact rather than metal-to-metal contact under high-load conditions. There is also an increasing trend to use blends with biomass products such as vegetable oil, ethanol, and biodiesel by increasing the use of alternative fuels. Blends of diesel and biodiesel usually require additives to improve the lubricity, stability, and combustion efficiency by increasing the Cetane number. Blends of diesel and ethanol (E-diesel) usually require additives to improve miscibility and reduce knock. Diesel additives can also be classified according to the purpose for which they are designed. Pre-flame additives are designed to rectify problems that occur prior to burning and include dispersants, pour point depressants, and emulsifiers, which act as cleaning agents. Flame additives are used to improve combustion efficiency in the combustion chamber, to increase cetane number, to reduce the formation of carbon deposits, to avoid oxidation reactions and contamination of fuel and filters clogging by rust, and to inhibit potential explosions caused by changes in static electricity [6]. Post-flame additives are designed to reduce carbon deposits in the engine, smoke and emissions [7].

Due to the worldwide effort to make renewable energy economically viable as well as to use cleaner fuels, additives will become an indispensable tool in global trade. Their technical specifications not only cover a wide range of subjects but also most of them are interdependent. This makes the expertise of additives technology indispensable in the global trade of fuels. It is likely that, as energy sources become cleaner and renewable, we might find ourselves facing issues that are quite hard to overcome and diesel additives may become a worldwide indispensable tool. The additives share in the world market should increase in the next few years as long as energy sources become cleaner and renewable.

The phenomenon of engine knock has been a major limitation for diesel engines since the beginning of their evolution. Engine knock has its name from the audible noise that results from auto ignitions in the unburned part of the gas in the cylinder or initially accumulated fuel during first phase of injection. The most probable locations for harmful self-ignitions lie in proximity of hot surfaces, i.e., piston and cylinder walls, and in the largest possible distance from the spark plug or injector. This can be explained by the concept of the pre-reaction level. In this notion, the auto ignition is a result of the chemical state of unburned gas exceeding a critical level in which enough of highly reactive radicals are formed, leading to

a spontaneous ignition. This pre-reaction level, being proportional to the concentration of radicals, increases over time, primarily under the influence of high temperatures and secondarily, high pressures. The pressure in the cylinder can be assumed to be spatially constant (it varies with time) since the speed of sound, at which the pressure is equalized, is several orders of magnitude larger than the speed of the flame propagation. In contrast, the temperature varies significantly within the cylinder volume. In the unburned gas, regions of the highest temperature levels are located in the boundary layers close to hot surfaces. In those regions the gas flow is slow and therefore the heat from the walls is transferred to a small volume during a long period of time. If the mass fraction of unburned gas at the time of auto ignition is large and its pre-reaction level is high (i.e., close to critical), several adjacent hot spots are ignited and merge to a fast expanding "reaction region" such that all of the highly reactive unburned gas burns almost at once. Under these conditions the chemical reactions spread [9] faster than the speed of sound, resulting insufficient pressure equalization. This in turn leads to shock waves and consequently to harmful pressure peaks in the cylinder.

## 2. Experimentation

Four stroke single cylinder DI diesel engine with specifications in Table 1 and schematic diagram of various equipment modules in Figure 1 is used for experimental work. Experiments were conducted with neat diesel, pure COME and COME with Triacetin [C<sub>9</sub>H<sub>14</sub>O<sub>6</sub>] additive at different percentages for full load range of engine. During the test performance, exhaust emissions and smoke density parameters were measured by using instruments indicated in the diagram.

Cylinder combustion pressures for each degree of crank angle were measured by engine data logger designed by Apex innovations, Pune, India. The software employed is C7112, which captures the combustion pressure data and converts it into the graphic form collecting crank angle history from the encoder and synthesizes with the real time pressure data. Fuel consumption is measured to calculate BSFC, fuel air ratio and thermal efficiency. Exhaust gas temperatures were also recorded for all loads. Delta 1600-L exhaust gas analyzer(German Make) is used to measure CO<sub>2</sub>, CO, HC, NO in exhaust gases at all loads and graphs are drawn to analyze.

Table 1. Specifications of engine test rig

Engine manufacturer	Kirloskar Oil Engines Limited, India
Engine type	Vertical, 4stroke, Single cylinder, DI
Cooling	Water cooled
Dynamometer	Eddy current dynamometer
Rated power	3.7 kW @ 1500 rpm
Bore/Stroke	80/110 (mm)
Compression Ratio	16.5:1
Injection pressure	200 kg/cm <sup>2</sup>
Injection timing	23 <sup>0</sup> BTDC

## 3. Results and discussions

The performance and emission parameters were measured for diesel, COME and COME - Triacetin additive blends without modifications in the engine operating parameters.

- Brake Thermal Efficiency: Figure 2 gives the details of brake thermal efficiency versus equivalence ratio of neat fuel and blends. It can be ascertained from the figure that equivalence ratio is increasing with the Triacetin additive percentage. This is because of lower calorific value of the additive compared to the main biodiesel. The maximum equivalence ratio difference observed is nearly 0.15 when Triacetin is being added. At 10% Triacetin blend yielded better thermal efficiency curve as observed at higher loads
- Brake Specific Fuel Consumption: Figure 3 envisages that the BSFC of engine with different fuel versions and for 10% Triacetin blend the part load performance is observed better corroborating with the brake thermal efficiency .
- Exhaust Gas Temperature: Marginal fall in the exhaust gas temperatures is observed from Figure 4 with respect to increase in the load on engine by using higher percentages of Triacetin and this may

be because of lower heat release rates in the diffused combustion of lower calorific value of the blended fuel with triacetin.

- Engine smoke levels have decreased substantially with the COME-Triacetin additive blend fuel application at all loads as shown in Figure 5.
- Hydrocarbon (HC) Emission: There is 75% maximum reduction in HC emission with the Triacetin blending which can be observed from the Figure 6. As the load on engine increases, the HC emission decreases at all percentages of tested blend fuels
- Nitrogen Oxide (NO) Emission: NO emission decreases with the load on engine and especially more decrease can be observed at three fourth of full load. Nearly 28 to 29% maximum decrease in this emission can be observed from Figure 7 with the Triacetin blends.
- Carbon monoxide (CO) Emission: CO emission also reduced by 50% [maximum] from Figure 8 and trade off with other emissions has not been observed.
- Carbon Dioxide (CO<sub>2</sub>) Emission: The Figure 9 envisages that there is a reduction of nearly maximum 10% of CO<sub>2</sub> emission with the biodiesel-Triacetin blend fuel and at higher loads.

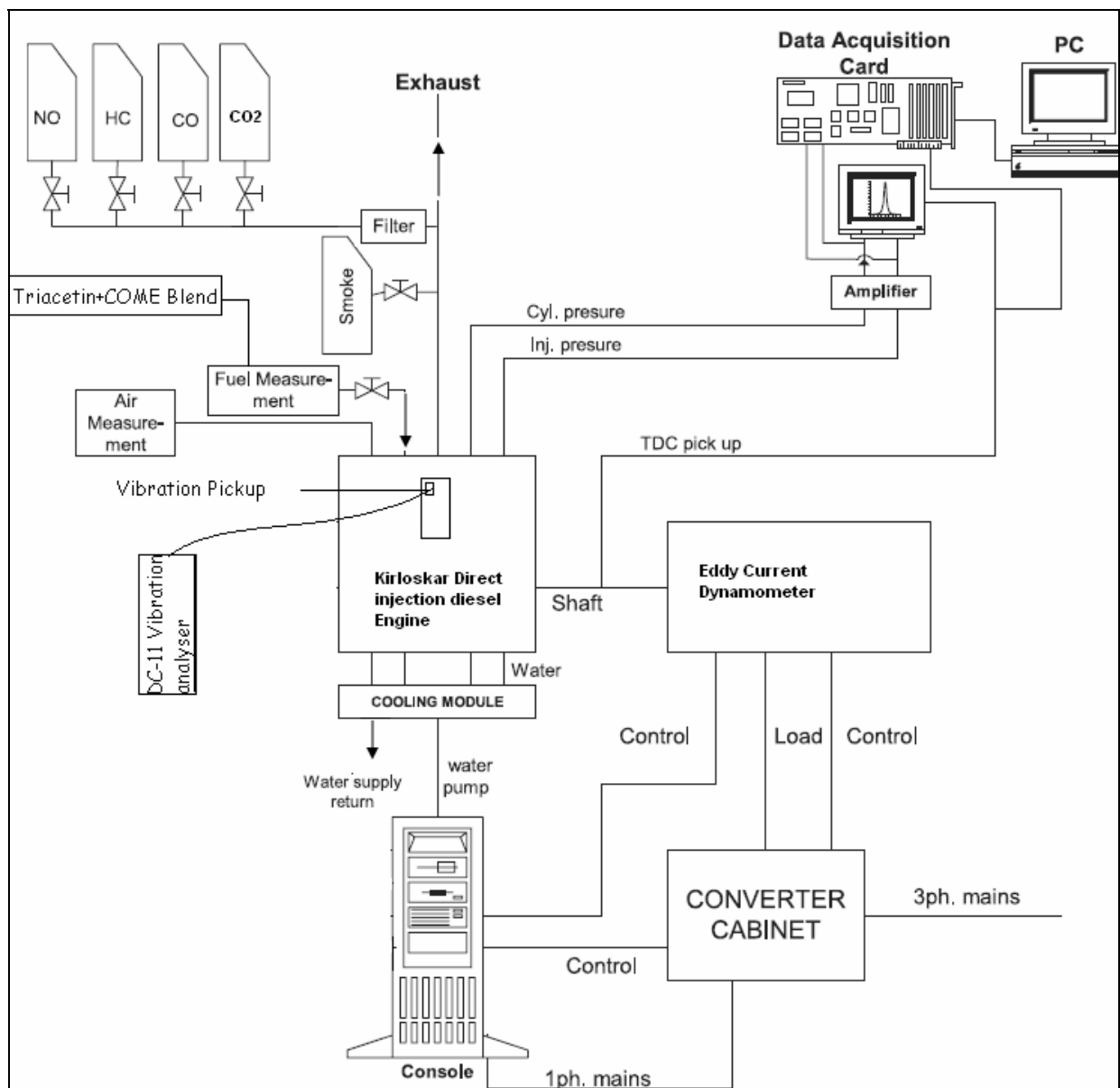


Figure 1. Schematic diagram representing of the engine and instrumentation

Ten percent Triacetin [C<sub>9</sub>H<sub>14</sub>O<sub>6</sub>] blend with bio-diesel is the most economical one in reducing emissions as can be observed from the Figures from 5 to 9 in which absolute values of diesel against the reduction/

increase by percent for blends have been shown. Triacetin blend fuel with the bio-diesel has decreased both the HC and NO emissions. NO emission decrease is most important with the additive mixing and it may be because of lesser hydrocarbon availability with the dilution of Triacetin and the comparative rarity of fuel elements reduces the combustion and exhaust temperatures of engine.

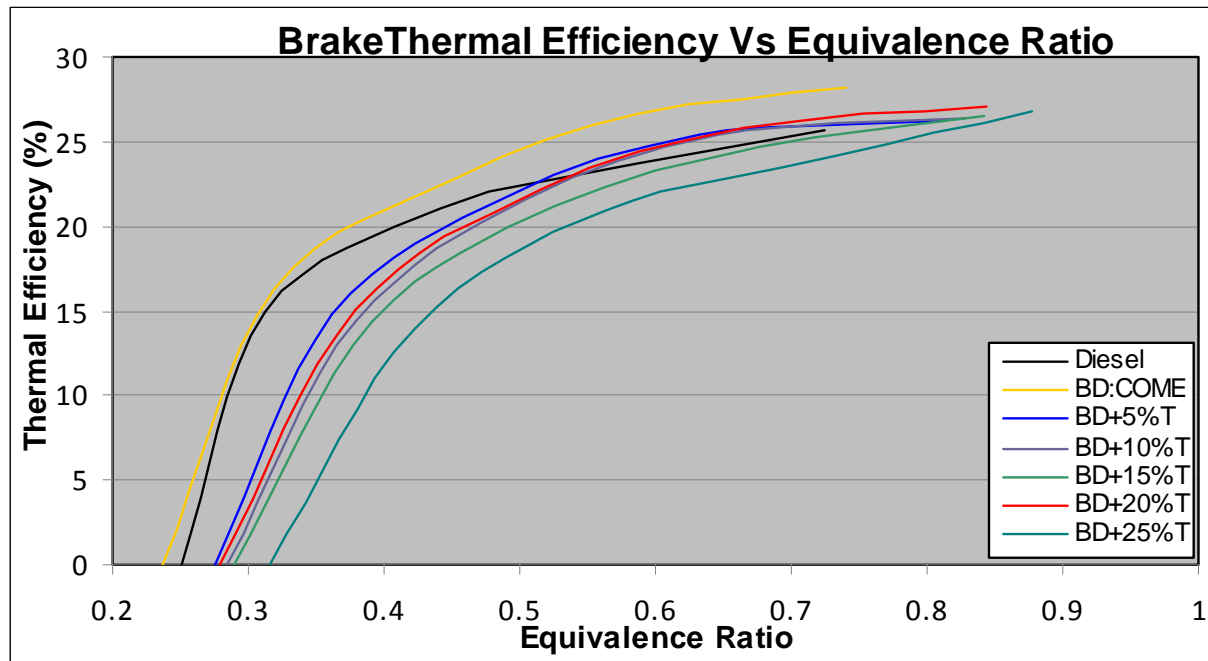


Figure 2. Variation of brake thermal efficiency verses equivalence ratio

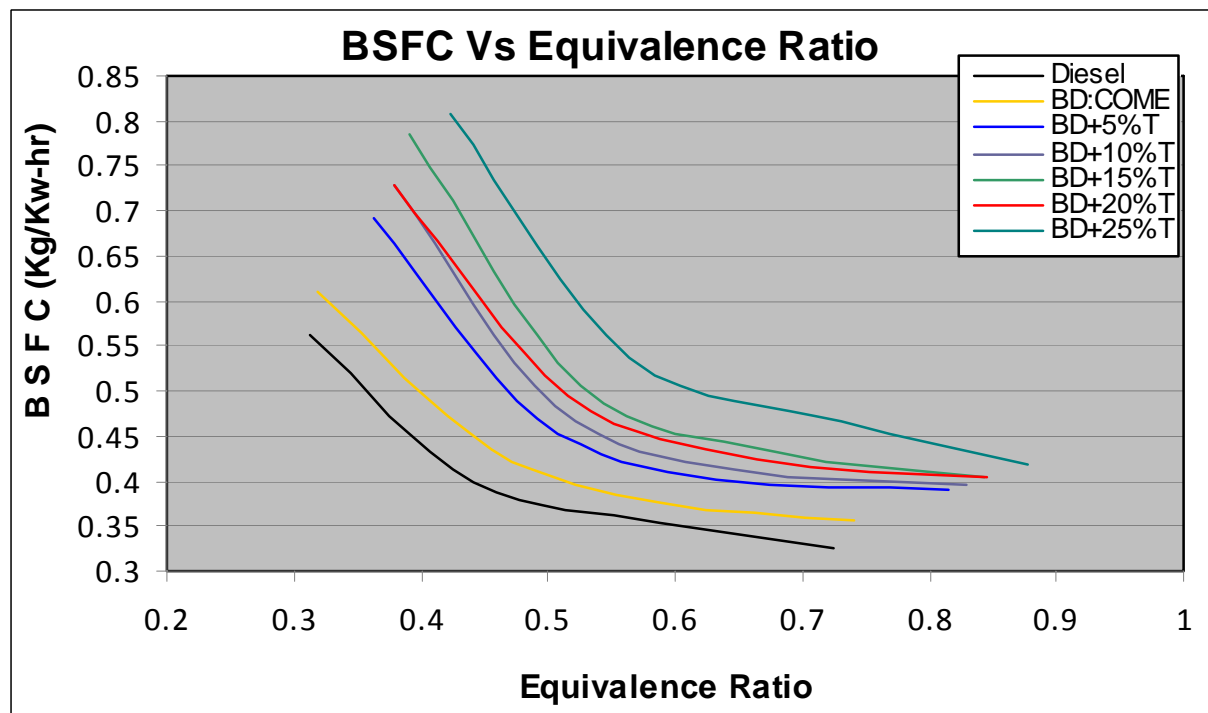


Figure 3. Variation of bsfc verses equivalence ratio of engine

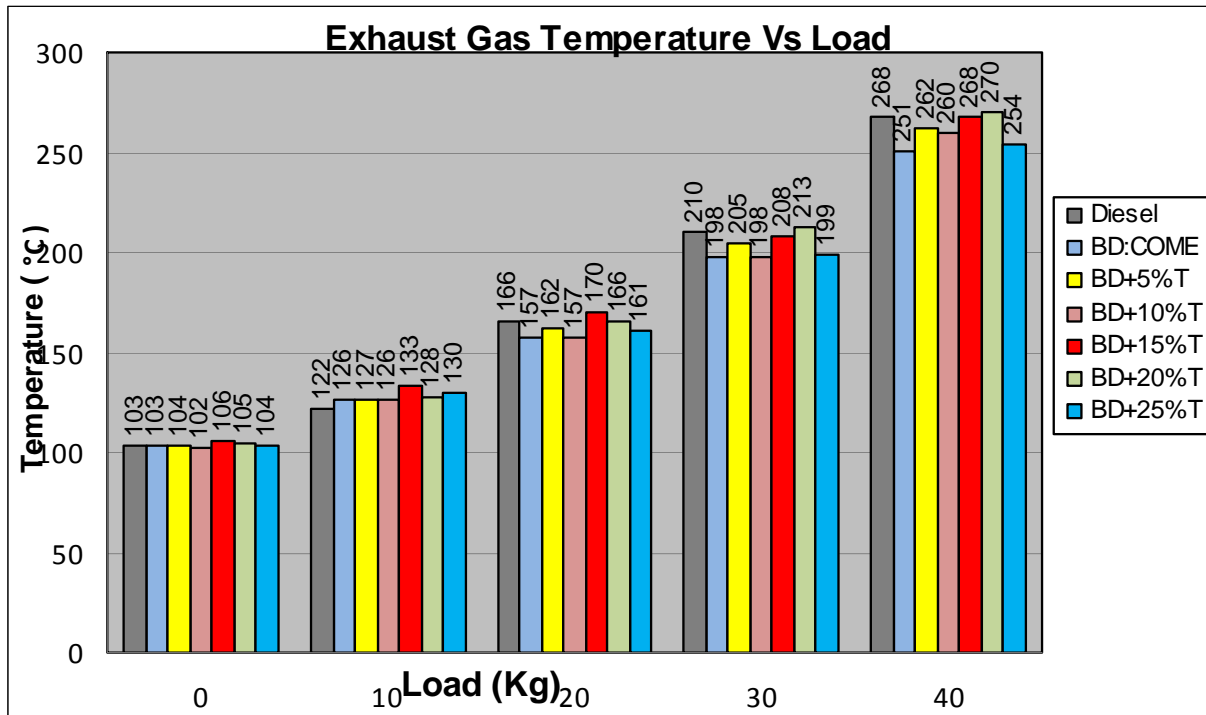


Figure 4. Variation of exhaust gas temperature verses load on engine

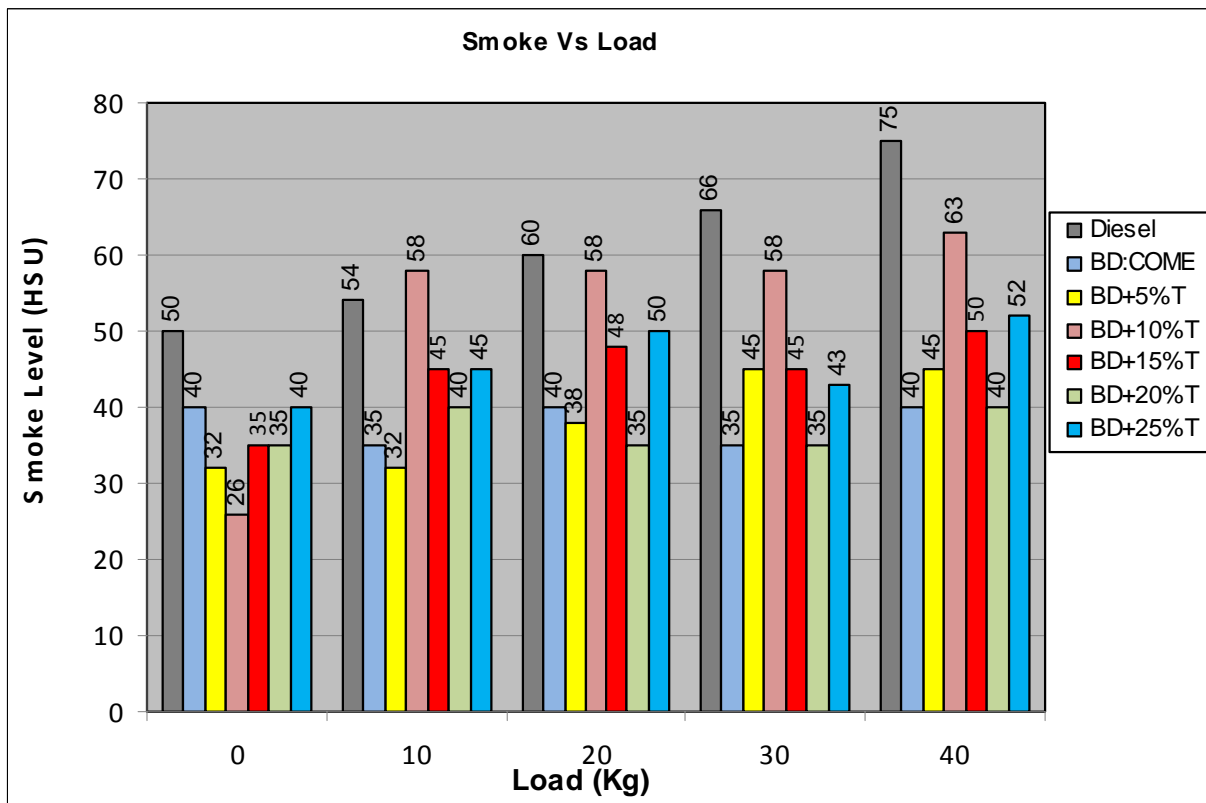


Figure 5. Variation of smoke level verses load on engine

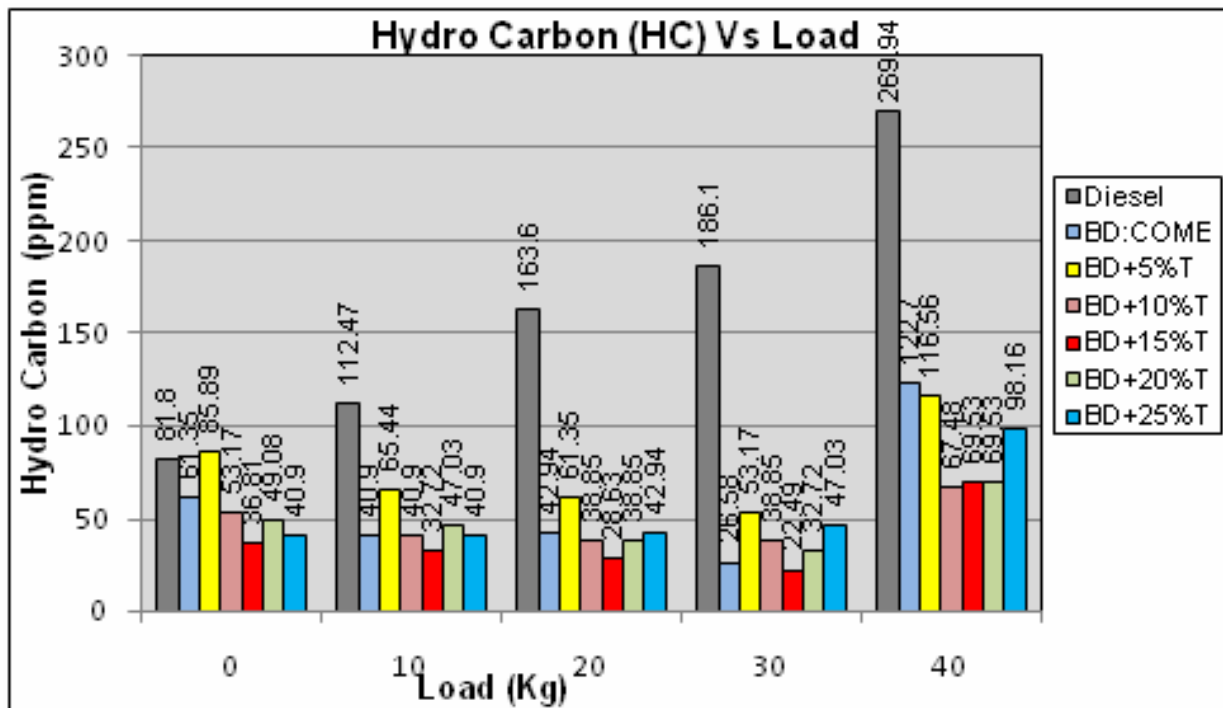


Figure 6. Variation of hydrocarbon emission verses load on engine

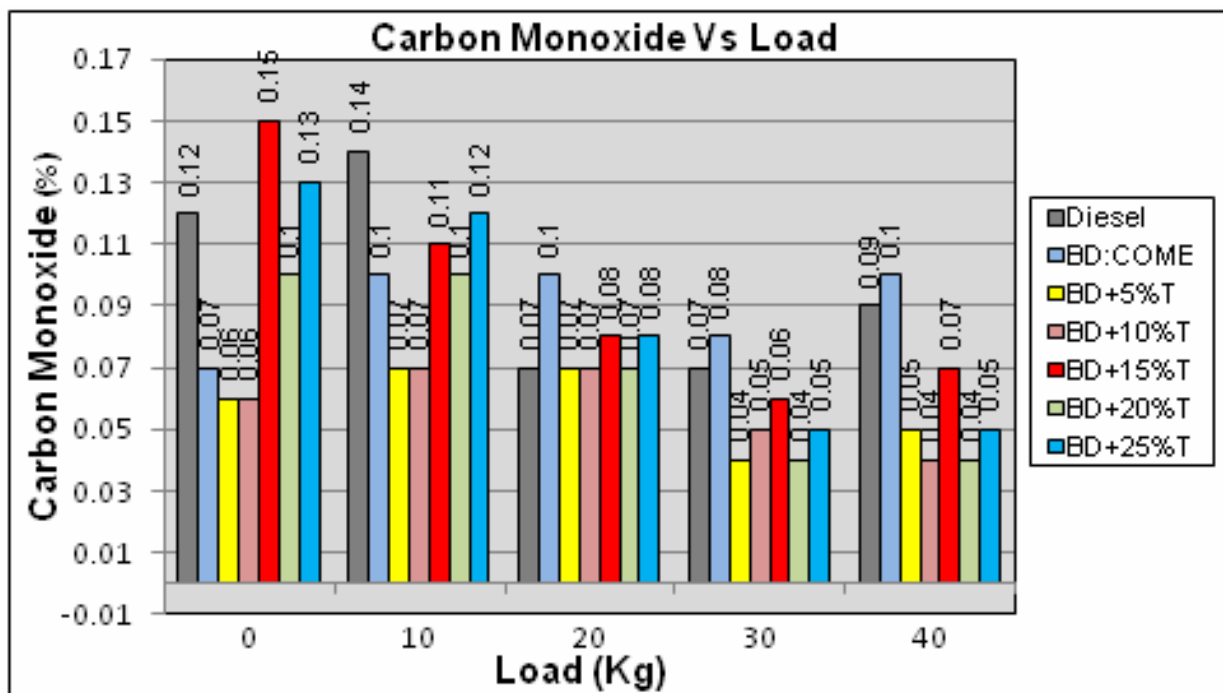


Figure 7. Variation of carbon monoxide emission verses load on engine

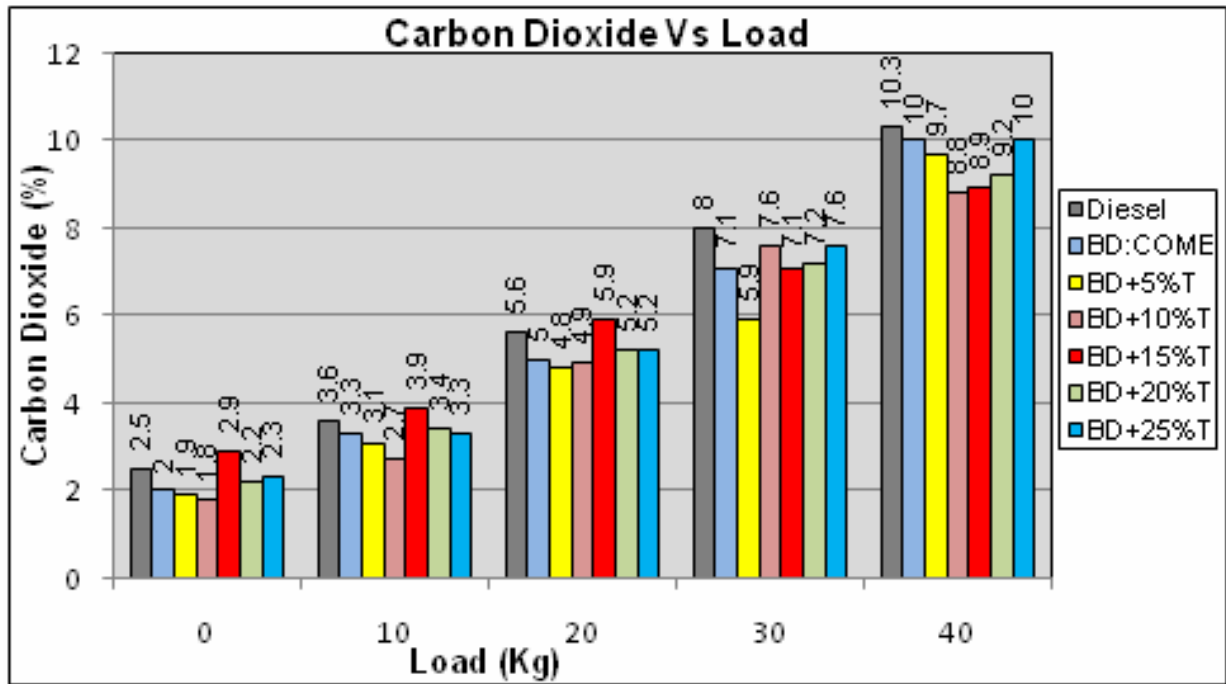


Figure 8. Variation of carbon dioxide emission verses load on engine

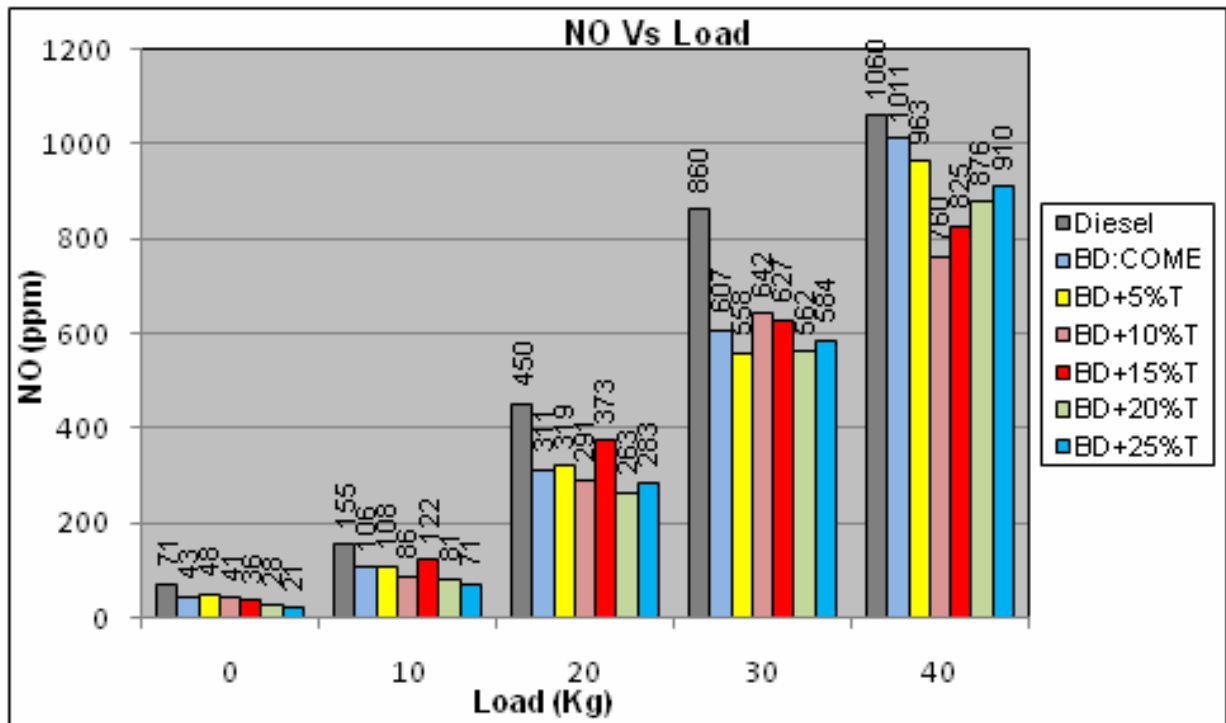


Figure 9. Variation of NOx emission verses load on engine

3.1 Engine knock estimation

The phenomenon of knock has been a major limitation for CI and SI engines since the beginning of their evolution. Engine knock has its name from the audible noise that results from auto ignitions in the unburned part of gas in the cylinder. The most probable locations for harmful self-ignitions lie in the proximity of hot surfaces, i.e., piston and cylinder walls, and in the largest possible distance from the Injector & spark plug. This can be explained by the concept of pre-reaction level. In this notion, the auto ignition is a result of the chemical state of unburned gas exceeding a critical level in which enough of highly reactive radicals are formed, leading to a spontaneous ignition. This pre-reaction level, being



proportional to the concentration of radicals, increases over time, primarily under the influence of high temperatures and secondarily high pressures. The pressure in the cylinder can be assumed to be spatially constant (varies with time) since the speed of sound, at which the pressure is equalized. In contrast, the temperature varies significantly within cylinder volume.

In unburned gas regions the highest temperature levels are located in the boundary layers close to hot surfaces. In those regions gas flow is slow and therefore heat from the walls is transferred to a small volume during a long period of time. If the mass fraction of unburned gas at the time of auto ignition is large and its pre-reaction level is high (i.e., close to critical), several adjacent hot spots are ignited and merge to a fast expanding "reaction region" such that all of the highly reactive unburned gas burns almost at once. Under these conditions the chemical reactions spread [8] faster than the speed of sound, resulting in insufficient pressure equalization. This in turn leads to shock waves and consequently to harmful pressure peaks in the cylinder.

The pressure waves resulting from knocking combustion have a characteristic frequency that depends mostly on the characteristic length of oscillation and the speed of sound in the combustion chamber [10]. Assuming that the cylinder is filled with air (modeled as an ideal gas) at a temperature of  $2000^{\circ}\text{K}$  [ $\rho_{cyl}$ ], the speed of sound is;

$$C_{cyl} = \sqrt{k \cdot R \cdot \rho_{cyl}} = \sqrt{1.4 \cdot 287 \frac{\text{J}}{\text{kg} \cdot \text{K}} \cdot 2000 \text{ K}} \approx 896 \frac{\text{m}}{\text{s}}. \quad (1)$$

$$f_{knock} = \frac{C_{cyl} \cdot \alpha_{1,0}}{\pi \cdot B} = \frac{896 \frac{\text{m}}{\text{s}} \cdot 1.841}{\pi \cdot 0.08\text{m}} = 6.564\text{kHz} \quad (2)$$

where  $B$  is the cylinder bore and  $\alpha_{m,n}$  the vibration mode factor. This parameter  $\alpha_{m,n}$  can be approximated by using the analytical solution of general wave equation in a closed cylinder with flat ends. For the first circumferential mode this yields  $\alpha_{1,0} = 1.841$ . For an engine with a bore of  $B = 80\text{mm} = 0.080\text{m}$  the frequency related to knock therefore is  $6.564 \text{ kHz}$ .

Severe knock only occurs if auto ignition starts before the burnt mass fractions  $X_B = 70\%$ ,  $75\%$ , or  $80\%$ . [9]. Figure 10 envisages the mean effective pressures for bio-diesel and petro-diesel at full load engine operation falling in the knocking zone and for blends with Triacetin the mean effective pressures fall below  $6.5 \text{ bar}$ , hence no severe knocking at  $1500\text{rpm}$  of the engine.

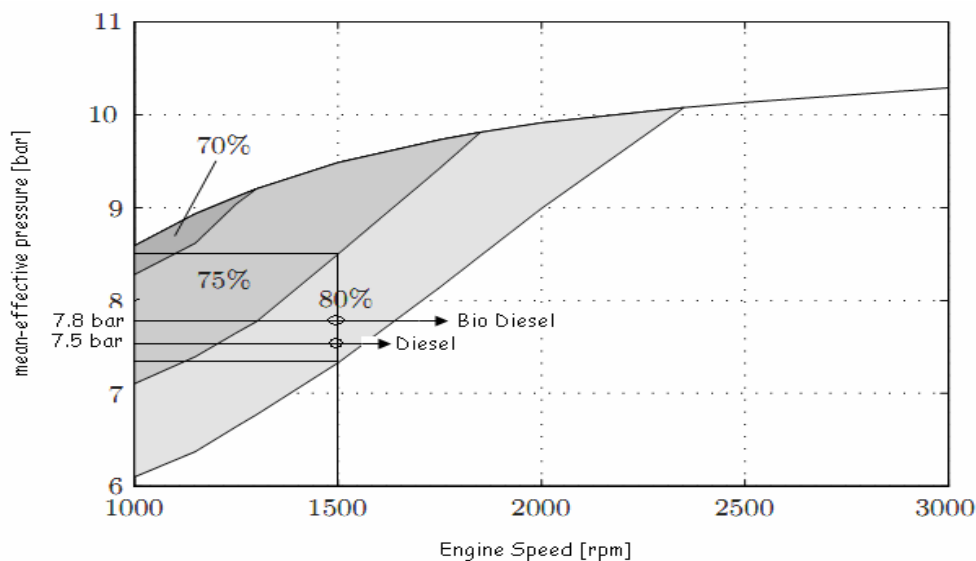


Figure 10. Full-load curve and knocking operating regions under the assumption for different burnt mass fractions " $X_B$ "

#### 4. Conclusion

1. Reducing overall calorific value of the fuel by replacing bio-diesel with Triacetin additive, which is Cetane improver, has reduced NO emissions to reasonable extent. Hence by this additive application, the only set back is excess NO<sub>x</sub> with neat bio-diesel application can be contained.
2. There is no trade off between HC and NO emissions in blending biodiesel with additive.
3. There is general decrease in engine smoke when additive blends have been applied. This may be because of the reduction in carbon molecules in the blends applied.
4. The blends with Triacetin produced the mean effective pressures lesser than 6.5 bar eliminating them in the knocking zone. 10% Triacetin blend, even though produced 7.2 bar IMEP, can be regarded as safe marginally below the IMEP ranges of diesel and biodiesel in the 80% burnt mass fraction zone at 1500 rpm.

#### References

- [1] Ulrich, A.; Wichser, A.; Anal. Bioanal. Chem. 2003, 377, 71-81.
- [2] He, B. Q.; Shuai, S. J.; Wang, J. X.; He, H. Atmos. Environ. 2003, 37, 4965-4971.
- [3] Yanfeng, G.; Shenghua, L.; Hejun, G.; Tiegang, H.; Longbao, Z. Appl. Therm. Eng. 2007, 27, 202 - 207.
- [4] Gu`ru, M.; Karakaya, U.; Altıparmak, D.; Alicilar, A. Energy Convers. Manage. 2002, 43, 1021 - 1025.
- [5] Pereira, P. A. P.; De Andrade, J. B.; Miguel, A. H. J. Environ. Monit. 2002, 4, 558-561.
- [6] Chao, H. R.; Lin, T. C.; Chao, M. R.; Chang, F. H.; Huang, C. I.; Chen, C. B. J. Hazard. Mater. 2000, B73, 39-54.
- [7] Yang, H. H.; Lee, W. J.; Mi, H. H.; Wong, C. H.; Chen, C. B. Environ. Int. 1998, 24, 389-403.
- [8] Allmendinger K., Guzzella L., Seiler A. and Loffeld O. (2001) A Method to Reduce the Calculation Time for an Internal Combustion Engine Model. SAE paper 2001-01-0574.
- [9] Franzke D.E. (1981) Beitrag zur Ermittlung eines Klopfkriterium derottomotorischen Verbrennung und zur Vorausberechnung der Klopfgrenze. Ph.D thesis, TU M unchen.
- [10] Elmqvist C., Lindstr`om F., Angstr`om H.E., Grandin B. and Kalghatgi G. (2003) Optimizing Engine Concepts by Using a Simple Model for Knock Prediction. SAE paper 2003-01-3123.



**Parimi Venkateswara Rao** received his bachelor's degree in mechanical engineering in the year 1981 from Moulana Azad National Institute of Technology (MANIT) and Master's degree with specialization in "Design and Production of Power Plant Machinery" from same college under Bhopal University, Bhopal. Presently he is working as a professor in Mechanical Engineering department, K I T S, Warangal. Now he is pursuing for his PhD in Andhra University, Vishakhapatnam. He has more than 10 research and conference papers to his credit.  
E-mail address: pvrao.kits@gmail.com



**Basava Venkata Appa Rao** has been working in the Department of Mechanical-Marine Engineering, Andhra University College of Engineering since 1979. He has guided 14 Doctoral students in the area of alternate fuels and condition monitoring of machinery. He has got to his credit several papers published and presented in national and international conferences. He is peer reviewer for the international Journal of Engineering Manufacture and STM journal publications in mechanical engineering.  
E-mail address: rao.basava@gmail.com