



Estimation of clear sky hourly global solar radiation in Iraq

Kais J. Al-Jumaily, Munya F. Al-Zuhairi, Zahraa S. Mahdi

Department of Atmospheric Sciences, College of Science, Al-Mustansiriyah University, Baghdad, Iraq.

Abstract

The availability of hourly solar radiation data is very important for applications utilizing solar energy and for climate and environmental aspects. The aim of this work is to use a simple model for estimating hourly global solar radiation under clear sky condition in Iraq. Calculations were compared with measurements obtained from local station in Baghdad city and from Meteosat satellite data for different locations in Iraq. The statistical test methods of the mean bias error (MBE), root mean square error (RMSE) and t-test were used to evaluate the performance of the model. Results indicated that a fairly good agreement exists between calculated and measured values for all locations in Iraq. Since the model is independent of any meteorological variable, it would be of a practical use for rural areas where no meteorological data are available.

Copyright © 2012 International Energy and Environment Foundation - All rights reserved.

Keywords: Hourly solar radiation; Clear sky; Measurements; Iraqi locations.

1. Introduction

Solar radiation data are important tools for many areas of research and applications in various engineering and scientific fields including for example climatology, agro meteorology, hydrology and solar energy converting system design. Many of these applications require knowledge about hourly global solar radiation. Unfortunately, the number of solar radiation observations sites in arid and semi-arid regions is very poor. Therefore many formulas and methods have been developed for estimating hourly, daily, and monthly solar radiation some of which are simple and others are quite sophisticated [1]. Among the pioneer work of analyzing hourly global solar radiation data are those carried out by Whiller [2] and Hottel and Whiller [3], Liu and Jordan [4], Orgaill and Holland [5], and Collares-Pareira and Rabel [6]. More recent research works on the estimation of hourly solar radiation have been conducted by many researches around the world. Al-Sadah et al., [7] and Singh et al., [8] correlated hourly solar radiation with sunshine hours. Ahmed and Tiwari [9] evaluated and compared several hourly solar radiation models. Gueymard [10] developed a method for estimating hourly solar radiation from daily solar radiation. Katiyar et al., [11] and Katiyar and Pandey [12] presented an analysis of hourly solar radiation data and developed a new regression constants for estimating the hourly solar radiation on a horizontal surface, which is based on the ASHRAE model [13]. Chandel and Aggaerwall [14] developed a model for estimating hourly solar radiation on horizontal and inclined surfaces on the basis of daily solar radiation. The aim of this research is to use a simple model to estimate hourly global solar radiation for clear sky in Iraq.

2. The model

Neglecting the reflection component, the hourly global solar radiation intensity on a horizontal surface, R_h in clear sky model is given by Meinel and Mainel [15] as,

$$\overline{R_h} = \overline{R_a} 0.7^m \quad (1)$$

where, $\overline{R_a}$ is the extraterrestrial irradiance on a horizontal surface given by Markvart and Kreider [16] as,

$$\overline{R_a} = R_{sc} \left[1 + 0.033 \cos \frac{2\pi J}{365} \right] \sin \alpha \quad (2)$$

where, R_{sc} is the solar constant = 1.367 kJ/m².s, and m is the air mass ratio calculated for clear sky condition by Kreith and Kreider [17] as,

$$m = \left[1229 + (614 \sin \alpha)^2 \right]^{0.5} - 614 \sin \alpha \quad (3)$$

where, α is the sun altitude angle obtained from [18],

$$\sin \alpha = (\cos \phi \cos \delta \cos \omega + \sin \phi \sin \delta) \quad (4)$$

ϕ is the geographical latitude, and δ is the solar declination angle defined by [18],

$$\delta = 23.5 \sin \left[\frac{360}{365} (J + 284) \right] \quad (5)$$

where, J is the number of days of the year starting from January 1. The hour angle (ω) is an angular measure of time and is equivalent to 15 per hour with morning (+) and afternoon (-). It is measured from noon-based local solar time (ST) from the equation given by

$$\omega = 15(12 - ST) \quad (6)$$

The local solar time (ST) is calculated from the local standard time (LT) and the equation of time (ET) as follows:

$$ST = LT + \frac{ET}{60} + \frac{4}{60} (L_s - L_L) \quad (7)$$

where L_s is the standard meridian for the local time zone and L_L is longitude of the location in degrees. The equation of time is obtained from formulae given by Tasdemiroglu [19] as:

$$ET = 9.87 \sin 2B - 7.53 \cos B - 1.5 \cos B \quad (8)$$

where

$$B = \frac{360(J - 81)}{365} \quad (9)$$

3. Data sources and methodology

Data for four cities in Iraq, whose geographical co-ordinates are given below in Table 1, were used to evaluate the model.

Measurements of hourly global solar radiation for the year of 2010 for Baghdad city were obtained from Al-Mustansiriyah University Weather Station. Unfortunately, no in site measurements are available for the other locations in Iraq, therefore the databases Helioclim was used to obtain data for the other cities. The Helioclim database, which is derived from Meteosat Satellites data, can be accessed through the SoDa Service (meteorology- observations) and free hourly solar radiation data are only available for the year of 2005 [20].

A Fortran code was developed for the model and calculations of hourly global solar radiation were made for 2005 for the four cities and for 2010 for Baghdad city only. Comparisons between calculated and measured solar radiation values were carried out and results are discussed in the next section.

Table 1. Iraqi cities used in this study and their geographical parameters

City	Latitude (°N)	Longitude (°E)	Elevation (m)
Mosul	36.33	43.11	223
Baghdad	33.33	44.39	34
Rutba	33.03	40.28	618
Basra	30.49	47.81	2

The Mean Bias Error (MBE), the Root Mean Square Error (RMSE), and the t-statistics were used for the purpose of evaluating the results. These parameters are defined by the following expressions [11]:

$$MBE = \frac{1}{n} \sum_{i=1}^n d_i \quad (10)$$

$$RMSE = \left[\frac{1}{n} \sum_{i=1}^n d_i^2 \right]^{1/2} \quad (11)$$

$$t = \left[\frac{(n-1)MBE^2}{RMSR^2 - MBE^2} \right] \quad (12)$$

4. Results and discussion

Figure 1 shows comparisons between calculated and measured hourly global solar radiation for the 15th day of each month for Baghdad city. It is seen that the trend of the calculated and measured values are similar for all months and there is an over estimation in the calculated values, particularly during the early hours of the day, for all months except for April when the calculated values of solar radiation are lower than the measured values during the afternoon hours. These discrepancies may be attributed to the simplicity of the model used in this work. Figure 2 shows the scatter plot of calculated and measured hourly global solar radiation for all hours during the days of year 2010 for Baghdad city. It is evident that majority of clusters of the data are close to the regression line.

Figures 3, 4, 5, and 6 show the scatter plots of calculated and measured global hourly solar radiation for the cities of Mosul, Baghdad, Rutba, and Basra respectively. The data are for the 1st and 15th day of each month for 2005. Measured valued were obtained from SoDa site. It is seen that the scatter data congregate very close to the regression line for all four cities. Table 2 gives a comparison of MBE, RSME, and t-test for the four cities. It seen that MBE is negative for all cities indicating that the model gives an underestimated values of global hourly solar radiation and this underestimation is lowest for Baghdad city. The t-test results suggest that the model performance is better for Baghdad than other cities.

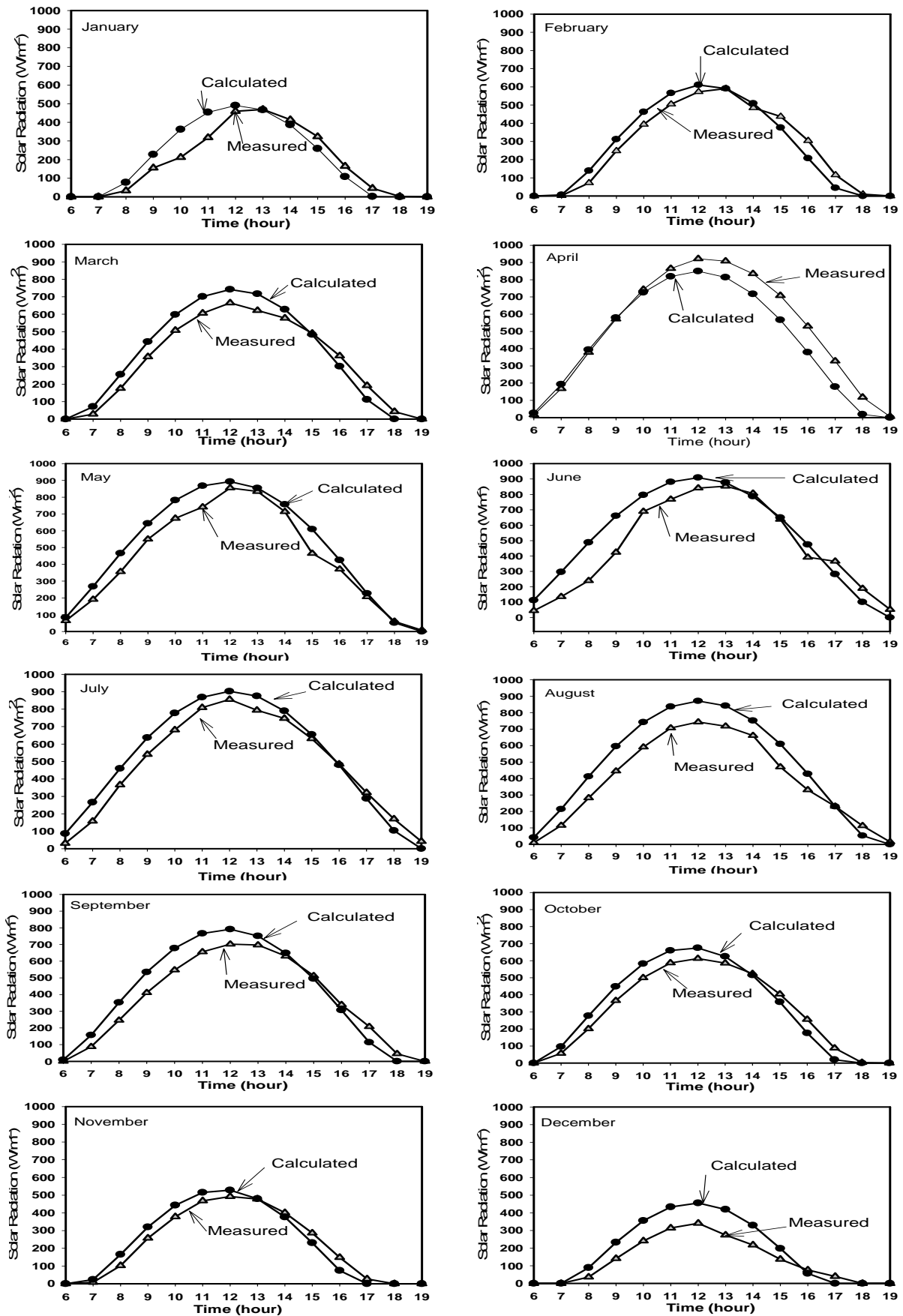


Figure 1. Comparison between calculated and measured hourly solar radiation at the 15th day of each month in 2010 for Baghdad city

Table 2. Comparison of MBE, RMSE, an t-test for the four cities

Station	MBE	RSME	t-test
Mosul	-85.12	96.77	29.87
Baghdad	-65.51	97.18	14.63
Rutba	-84.02	88.42	49.10
Basra	-67.47	72.92	39.72

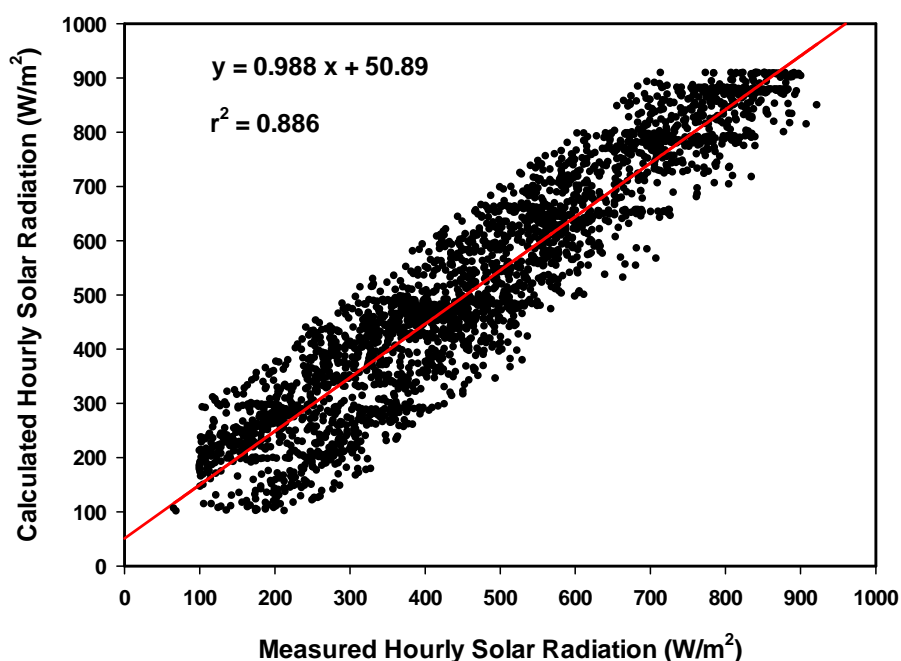


Figure 2. Comparison between calculated and measured hourly solar radiation for the year of 2010 for Baghdad city

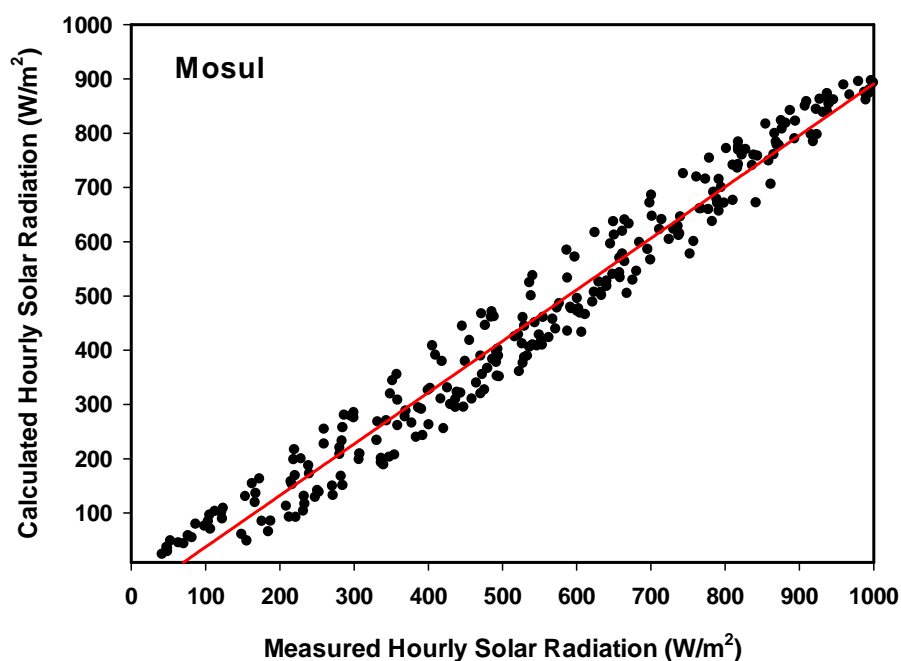


Figure 3. Comparison between calculated and SoDa measured hourly solar radiation for the year of 2005 for Mosul city

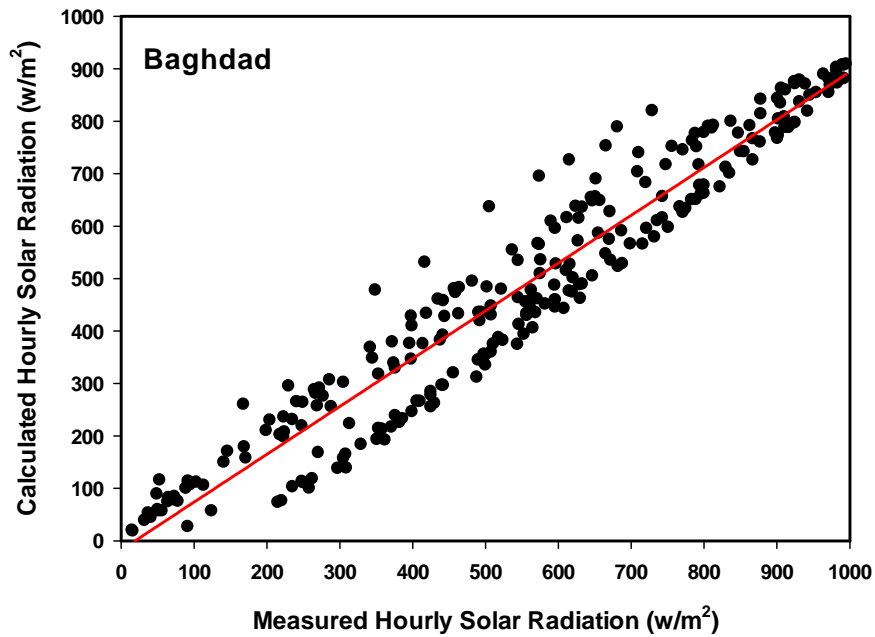


Figure 4. Comparison between calculated and SoDa measured hourly solar radiation for the year of 2005 for Baghdad city

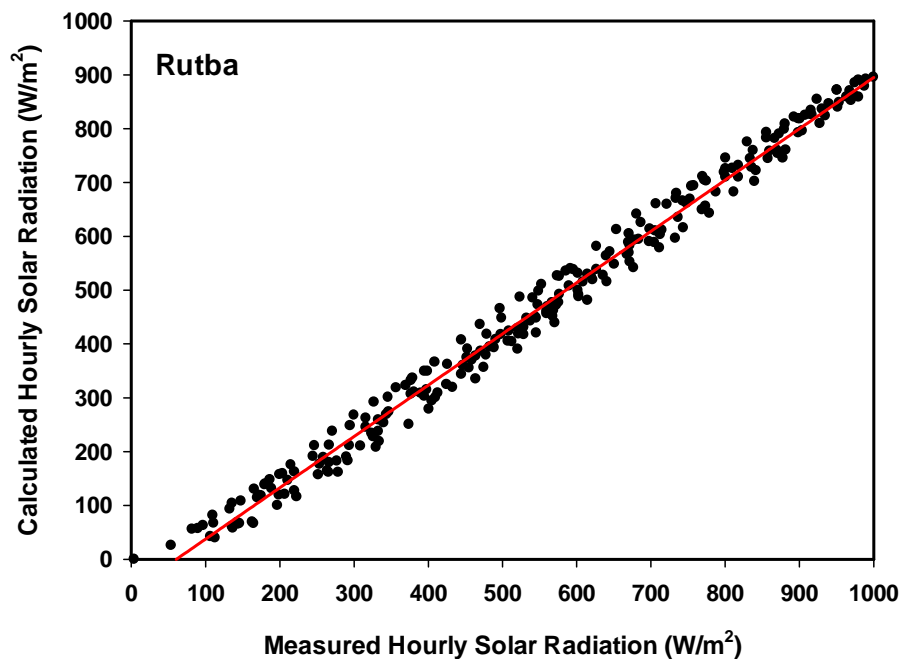


Figure 5. Comparison between calculated and SoDa measured hourly solar radiation for the year of 2005 for Rutba city

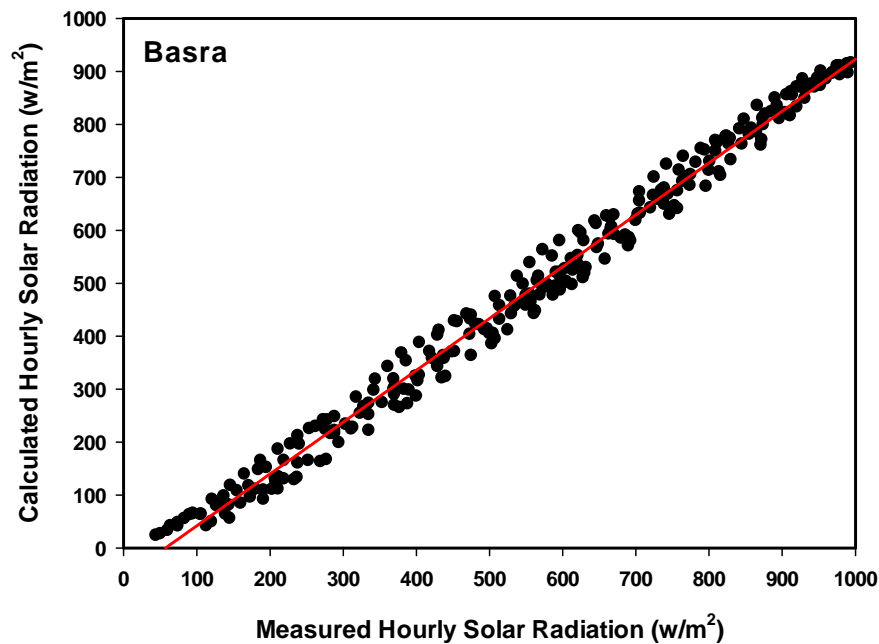


Figure 6. Comparison between calculated and SoDa measured hourly solar radiation for the year of 2005 for Basra city

5. Conclusion

In this work a simple model was employed to estimate hourly global solar radiation for clear sky in Iraq. Calculations were compared with direct measurements obtained from local station for Baghdad city and with data derived from Meteosat Satellites observations for Baghdad and other locations. Fairly good agreement between measured and calculated values suggests that the model can be employed for clear sky conditions in Iraq. Considering that the model is only depended on the air mass and solar elevation, it would be of practical use for estimating hourly solar radiation for locations where no meteorological measurements are available which the case in most rural areas in Iraq is.

References

- [1] Badescu V. Modeling Solar Radiation at the Earth's Surface: Recent Advances. Springer, 2008.
- [2] Whiller A. The determination of hourly values of total solar radiation from daily summation. Archives of Meteorology Geophysics and Bioklimatology Series B 1956, 7, 197.
- [3] Hottel H.C., Whiller A. Evaluation of flat plate solar collector performance. Transaction of the Conference on Use of Solar Energy, the Scientific basis, Vol. II (I), Section A. University of Arizona Press: Arizona, 1958, 74.
- [4] Liu B.Y.H., Jordan R.C. The interrelationship and characteristic distribution of direct, diffuse and total solar radiation. Solar Energy 1960, 4, 1–19.
- [5] Orgill J. F., Holland K. G. Correlation equation for hourly diffuse radiation on a horizontal surface. Sol. Energy 1977, 19 (4), 357-359.
- [6] Collares-Pereira M., Rabl A. The average distribution of solar radiation correlation between diffuse and hemispherical and between daily and hourly insolation values. Solar Energy 1979, 22,155.
- [7] Al-Sadah F.H., Ragab F.M., Arshad M.K. Hourly solar radiation over Bahrain. Energy 1990, 15, 395.
- [8] Singh O.P., Srivastava S.K., Gaur A. Empirical relationship to estimate global radiation from hours of sunshine. Energy Conversion and Management 1996, 37, 501-504.
- [9] Ahmad M. Jamil, Tiwari G.N. Evaluation and comparison of hourly solar radiation models. International Journal of Energy Research 2009, 33, 538-552.
- [10] Gueymard, C. Prediction and Performance Assessment of Mean Hourly Global Radiation, Solar Energy, Vol. 68, No. 3, 2000, pp. 285-303.

- [11] Katiyar, A. K., Kumar A., Pandey C. K., Katiyar V. K., and, Abdi S. H. Correlations for the estimation of monthly mean hourly diffuse solar radiation: a time dependent approach. IJEE 2010, 1, 833-840.
- [12] Katiyar, A. K., and Pamdey C. K. Correlation for estimation of hourly solar radiation. IJEE 2011, 2, 191-198.
- [13] American Society of Heating Refrigeration and Air-conditioning Engineers. ASHRAE Applications Handbook (SI). Atlanta, U. S. A., 1999.
- [14] Chandel, S. K., and Aggarwal R. K. Estimation of Hourly Solar Radiation on Horizontal and Inclined Surfaces in Western Himalayas. Smart Grid and Renewable Energy, 2011, 2, 45-55.
- [15] Meinel, A. and Mainel, M., "Applied Solar Energy, An Introduction", Addison-Wesley, Reading, MA, 1976.
- [16] Markvart, T., and Kreider, Ed., "Solar Electricity", John Wiley & Sons, Chichester, U.K, 1994.
- [17] Kreith, F. and Kreider, J.F., "Principles of solar engineering", McGraw-Hill, New York, 1994.
- [18] Iqbal M. An Introduction to solar radiation. Academic Press, New York, 1983.
- [19] Tasdemiroglu, E. Solar Energy Utilization: Technical and Ekonomik Aspects. Ankara, Turkey: Middle East Technical University, 1988.
- [20] <http://soda-is.com/>



Kais J. Al-Jumaily is Ph.D. in Atmospheric Sciences (with specialization in Radar Meteorology) from University of Alberta, Canada in 1989. He has completed M.Sc. Meteorology from McGill University, Canada, M.Sc. Physics and B.Sc. Physics from Al-Mustansiriyah University, Iraq in 1984, 1980, and 1977 respectively. He has been teaching and conducting research in Atmospheric Sciences and related fields in the College of Science, Al-Mustansiriyah University since 1991. He has published more than 25 research papers in refereed International and National journals/ conferences; Dr. Al-Jumaily supervised more than 40 M.Sc. and Ph.D. thesis. He is currently working as a Professor in the Department of Sciences, Al-Mustansiriyah University, Iraq.
E-mail address: kajumily@yahoo.com



Munya F. Al-Zuhairi is MSc. in Atmospheric Sciences from Al-Mustansiriyah University, Iraq in 2010. She obtained her B.Sc. in Atmospheric Sciences from Al-Mustansiriyah University in 2005. She has been working in the Atmospheric Sciences Department, College of Science, Al-Mustansiriyah University since 2006. She is currently an assistant lecturer and responsible for the remote sensing lab. She has many research papers and technical reports.
E-mail address: roses_munia@yahoo.com



Zahraa S. Mahdi is MSc. in Atmospheric Sciences from Al-Mustansiriyah University, Iraq in 2008. She obtained her B.Sc. in Atmospheric Sciences from Al-Mustansiriyah University in 2005. She has been working in the Atmospheric Sciences Department, College of Science, Al-Mustansiriyah University since 2006. She is currently an assistant lecturer and responsible for the synoptic meteorology lab. She has many research papers and technical reports.
E-mail address: malakaz08@yahoo.com