



## The latest continuous monitoring instrumentation for ground-gas monitoring and risk prediction

A. N. Nwachukwu<sup>1</sup>, A. W. Diya<sup>2</sup>

<sup>1</sup> Williamson Research Centre for Molecular Environmental Sciences, School of Earth, Atmospheric and Environmental Science, University of Manchester, M13 9PL, UK.

<sup>2</sup> Health Sciences Research Group, School of Medicine, University of Manchester, M13 9PL, UK.

### Abstract

In the field of ground-gas monitoring and risk assessment, the concentrations and flows of ground-gas from contaminated sites are usually measured in-situ using handheld or transportable field instruments followed with ex-situ analysis. These portable instruments only give spot data of the gases being monitored and few of their controls. However, and more recently, it has been discovered that ground-gas concentrations and flows are temporarily and spatially variable, with the accompanying realization that the existing instruments are not able to resolve these problems. For example, contaminated sites investigation shows that environment conditions such as pressure, temperature, water level, and air movement substantially affect ground-gas concentrations on the range of timescales, therefore; uncertainty will always exist when using methods that lack temporal resolution. This paper describes the most recent instrumentation that provides real time continuous gas data both inside borehole and ambient air for parameters such as methane, carbon dioxide, volatile organic compounds (VOCs), hydrogen sulfides, oxygen and carbon monoxide alongside atmospheric and borehole pressures. Raw data is presented from field work carried out in 2 landfill sites and 2 peat sites in Manchester, United Kingdom. These datasets are currently being used to derive a methodology for improved prediction of risks due to ground-gases.

*Copyright © 2012 International Energy and Environment Foundation - All rights reserved.*

**Keywords:** Gasclam; Ground-gas; Continuous monitoring; Risk assessment; Risk prediction; Environmental parameters; Contaminated site; Health effects; Portable instruments.

### 1. Introduction

Ground-gas is composed mainly of products of respiration (e.g. CO<sub>2</sub>, CO, CH<sub>4</sub>, and H<sub>2</sub>S) and may also include much lower concentrations of different types of anthropogenic volatile organic carbon (VOC) [1]. These components of ground-gas pose hazards both local to their source and globally [1].

Local hazards include explosion, asphyxiation and poisoning. CH<sub>4</sub> may form an explosive mixture with air at concentrations between 5-15% [2]. CH<sub>4</sub> and CO<sub>2</sub> can also pose asphyxiation hazards when they collect in an enclosed space such as a basement whilst H<sub>2</sub>S is toxic [3]. VOCs such as benzene and formaldehyde are toxic, having been identified as human carcinogens [4]. CO<sub>2</sub> and CH<sub>4</sub> pose global hazards because of their role as greenhouse gases.

Given the level of risks posed by these gases, there is, therefore, often a requirement to monitor them. This is particularly pertinent because of the often close proximity between human populations and the

potential sources of the ground-gas. Current ground-gas monitoring is of low resolution; therefore, these methods are often ineffective for determining their representative concentrations and flows.

Monitoring ground-gas involves characterising their concentrations and fluxes. While measurement of gas concentration helps to understand whether they have passed the acceptable level (i.e. safe standards), gas flow gives a picture of their mass transfer into space (e.g. the atmosphere). So, the knowledge of these two major parameters is vital if effective risk prediction and risk management of the ground-gases are to be ensured.

The fact that current ground-gas monitoring techniques do not provide datasets which are representative of the behaviour of the gases sets up a requirement for a method which can monitor gas concentrations and their controls continuously over time. These characteristics are found in the latest ground-gas monitoring instrumentation known as Gasclam (Ionscience, UK), (Figure 1).



Figure 1. Gasclam

Gasclam In-Borehole Gas Monitor (IGM), developed by Salamander, is the latest gas sensor technology that allows continuous unmanned in-situ measurements of ground gas. In addition to that, it allows the understanding of spatial and temporal variability in the migration of ground-gas across a contaminated site. This will allow reduction in the uncertainty in prediction of ground-gas migration in the subsurface, a more site-specific risk assessment and consequently allows informed decision on remediation and redevelopment strategies for contaminated sites.

It provides real time continuous gas data, allowing informed decision to be made on accurate, reliable data – a revolution in gas management and prediction. The Gasclam gas monitor is battery operated and can log ground-gas data for up to three months depending on the sampling frequency and prevailing weather condition. It measures methane, carbon dioxide and oxygen concentrations as well as atmospheric pressure and temperature. Other parameters measured by Gasclam although optional, are CO, H<sub>2</sub>S, VOC, and water depth. One of the most exciting characteristics of this new instrumentation is that data can be downloaded in-situ via a PC for quick site analysis.

More recently, the Gasclam has equally been used for the measurement of ground-gas flow through a method known as purge and recovery testing. This gas flow monitoring methodology was derived from the method employed by hydrogeologists in characterizing aquifer productivity in which the fluid level in a borehole is perturbed and its corresponding recovery over time is monitored. In this case, the fluid in the borehole is the ground-gas, and it is usually purged with the aid of nitrogen gas. The Gasclam is then used to monitor the recovery of the gases over time. This method helps to predict the rate of production and migration of ground-gases.

As part of a PhD research aimed at deriving a methodology for improved prediction of risk due to ground-gases, the Gasclam has been used for 3 years now to investigate ground-gas concentrations and flows across contaminated sites in United Kingdom, most of which are landfill sites, peat sites and oil spillage sites. However, for the purpose of this paper, data are only presented for landfill fill and peat sites and they would be treated anonymously.

## 2. Materials & methods

The Gasclam was designed to operate remotely, specifically in 50 mm monitoring wells. It monitors and records the following: CH<sub>4</sub>, CO<sub>2</sub>, O<sub>2</sub>, CO, H<sub>2</sub>S, VOCs, atmospheric pressure, borehole pressure, pressure differential, temperature and water level. It is made from stainless steel and therefore intrinsically safe. It is environmentally sealed and has ingress protection rated IP-68. It is battery operated and can be powered for up to three months based on hourly sampling. Target applications for the Gasclam ground gas monitor include landfill for long term profiling, Brownfield for development issues, monitoring for coal mine fires, leakage in crude/petroleum, solvent storage and filling stations, refineries for local compliance, and for below ground carbon capture and storage monitoring regime ([www.ionscience.com/products/gasclam](http://www.ionscience.com/products/gasclam)).

The Gasclam has the following technical information: (i) It has a memory which can record and store 65,000 time/date stamped readings, (ii) It weighs 13.2 lbs or 7kg, (iii) It has overall length of 33.5 inches (85 cm), (iv) the head diameter is 4.25 inches, (v) Its operation temperature range is -5 to +50 °C or 41°F to 122°F, (vi) It is powered by Duracell 1.5 V LR20 MN1300 cells or rechargeable battery pack

### 2.1 Investigated sites & data

The landfill and peat sites investigated are all located in Manchester, United Kingdom. The choice of these sites is based on numerous literature evidences on such sites as important sources of hazardous ground-gases. For example Methane and carbon dioxide are the major gases produced by biodegradation of landfill wastes [5-9]. The biodegradable organic material in waste includes paper, animal and vegetable matter, and garden waste [5]. Other gases produced by landfill microbial degradation are termed reduced sulphur gases or sulfides (example, hydrogen sulfide, dimethyl sulfide, mercaptans). These odorous gases give the landfill gas mixture its characteristic “rotting” smell. Other chemicals can also be present in landfill gases, although their levels are typically very small compared to the levels of methane, carbon dioxide, and sulfides [9-11]. These hydrocarbon trace components of landfill gases are classified as nonmethane organic compounds (NMOCs) or Nonmethane hydrocarbons (NMHCs) [6], with the more volatile ones referred to as volatile organic compounds (VOCs).

According to the local council, the two landfill sites investigated in Manchester, UK comprise of infilled brick pits, which are known to be producing landfill gas and leachate. Records indicate that one of the landfill sites was infilled until late 1960s and the other until late 1970s with inert, household, commercial, and industrial waste materials. Physical site investigation works have confirmed the presence of such wastes at the site. This landfill site is presently surrounded by council halls. The requirement to monitor gas concentrations and flows from this landfill sites were based on the complaints received from the inhabitants of the halls concerning strange odours from the sites. There is also fear of potential hazards of explosion, asphyxiation and toxicity from methane, carbon dioxide, and volatile organic compounds respectively.

On the other hand, Peat soils play important roles in global greenhouse budget because; they act as carbon sink storing huge amount of carbon [12]. They are rich in carbon due to their extremely organic matter content [13, 14]. These organic matter content of peat are mainly broken down into CH<sub>4</sub> and CO<sub>2</sub>, hence, the two major greenhouse gases generated by peat are methane and CO<sub>2</sub> [15]. The breakdown process is being accelerated by anthropogenic activities such as soil erosion, drainage, and deforestation [13] and with the realization that climate change is associated with these activities as they cause carbon to be emitted into the atmosphere and reduces carbon storage capability of the soil which again triggers climate change [16].

Out of the two peat sites studied in this paper, one is a peat mound which feeds water to one of the reservoirs supplying water to inhabitants of Manchester. This particular peat site is seriously being weathered, thereby allowing emission of greenhouse gases into the atmosphere; hence the need to quantify the rate of production of majorly CH<sub>4</sub> and CO<sub>2</sub>. The second peat site is a resolved peat soil. The top of this peat is usually cut by companies for fertilizer production after it has been allowed to grow. The need to characterize ground-gas concentrations and flow from this site arose due to fear by the local council that it might be emitting huge greenhouse gas into the atmosphere each time it is exposed by cutting.

## 3. Results

The graphical illustrations below represent a selection of datasets from each of the four sites described above. In the illustrations, only CH<sub>4</sub>, CO<sub>2</sub> and VOCs concentrations are presented for landfill sites and

CH<sub>4</sub> and CO<sub>2</sub> for peat sites. The selected raw datasets containing all the parameters for each of the four sites are presented in the appendix.

**4. Discussions**

The graphical representations of the production of different ground-gases above (Figures 2-5) can be useful in prediction and management of the risks due to ground-gases by comparing individual gas concentrations with their standards to know if they have exceeded their acceptable limits. For example, in Figure 2, the highest concentration of CH<sub>4</sub> is 4.2 %; now since CH<sub>4</sub> is explosive at concentrations of between 5-15% in air, the CH<sub>4</sub> concentration of 4.2% therefore, does not constitute immediate risk. However, given that CH<sub>4</sub> can accumulate to dangerous levels with time, it means that CH<sub>4</sub> concentrations in this site have the potential to cause risk of explosion and global warming. The correlation of ground-gas with time is another way to assess their risks. For example, in Figure 3, the correlations of CH<sub>4</sub>, CO<sub>2</sub> and VOCs concentrations with the monitoring period are approximately 0.75, 0.74, and 0.78 respectively. This shows high correlations of these gases with time; meaning that their production in that particular site increases with time.

A comparison of the variability of ground-gas concentrations and their control is also very crucial in ground-gas risk prediction and management. This is because; understanding the controls (examples: atmospheric pressure, barometric pressure, temperature, groundwater level) on the variability of ground-gases would not only help to derive a methodology for monitoring them but also, would help to predict how they will change in future. For example, atmospheric pressure has been recognised to be a major control on the variability of ground-gases. When atmospheric pressure drops, ground-gas concentrations tend to rise but when atmospheric pressure increases, ground-gas concentrations tend to drop. This means that gas concentration and pressure are inversely related. With Gasclam data, risk assessors can easily match the variability of ground-gas concentrations with that of their controls for quick risk assessment. In the case of pressure, a high negative correlation with ground-gas concentrations mean that pressure is the major control of the variability in ground-gas concentrations.

A look at the Gasclam raw datasets (site 1-site 4) in the appendix reveals all the parameters which are usually logged to memory by the Gasclam during ground-gas monitoring. With these datasets, one may not always need to plot up the parameters before analyzing the risk due to the gases, especially when quick site analysis is required. For example, in site 1, the highest CH<sub>4</sub> concentration of 4.2% was detected when barometric pressure was 984mbar, and the lowest concentration of 0% was detected when the barometric pressure is 1002mbar. However, this is not always the case, since atmospheric pressure is not always the major control on the variability of these gases. It is therefore, recommended that for appropriate prediction of risk due to ground-gases, all their controls should be taken into decision making.

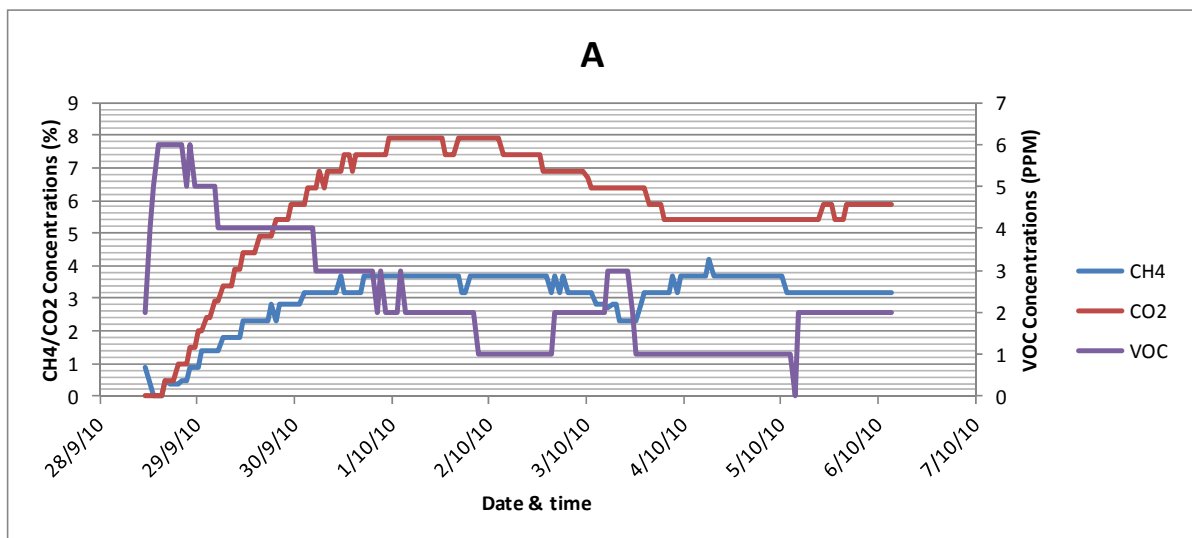


Figure 2. (Continued)

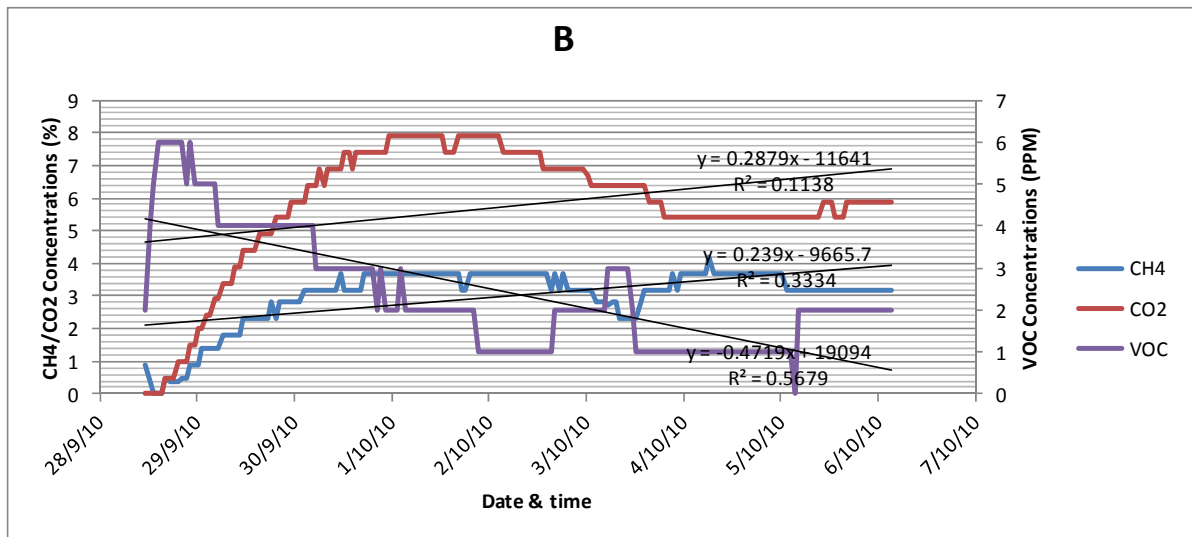


Figure 2. (A-B) Gaslam data for CH<sub>4</sub>, CO<sub>2</sub> and VOCs concentrations from landfill site 1 (28/09/2010 – 07/10/2010) with B showing individual gas concentrations correlation with time

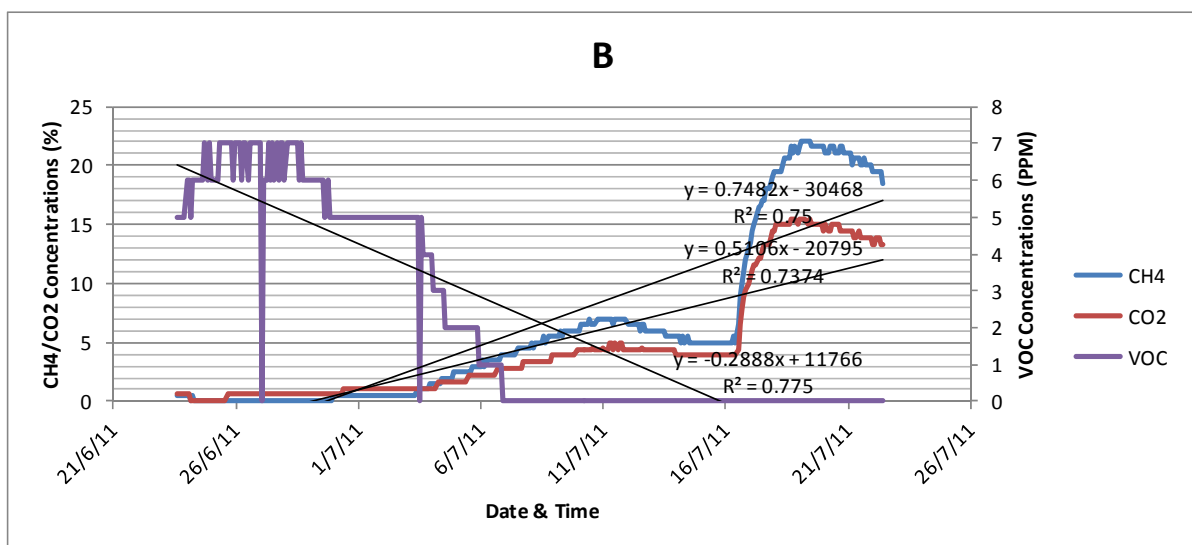
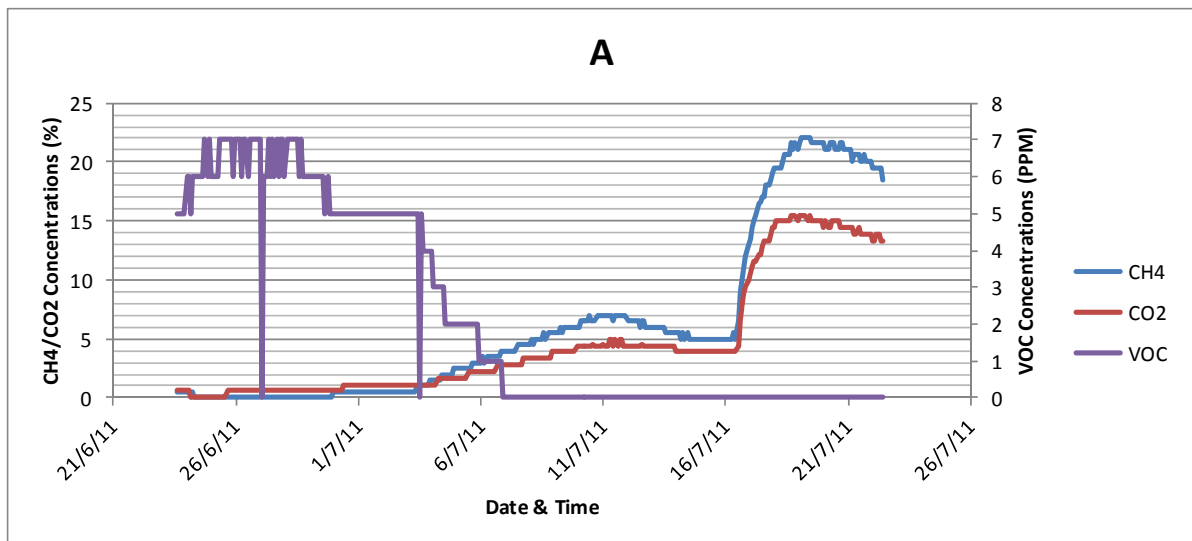


Figure 3. (A-B) Gaslam data for CH<sub>4</sub>, CO<sub>2</sub> and VOCs concentrations from landfill site 2 (21/06/2011 – 26/07/2011) with B showing individual gas concentrations correlation with time

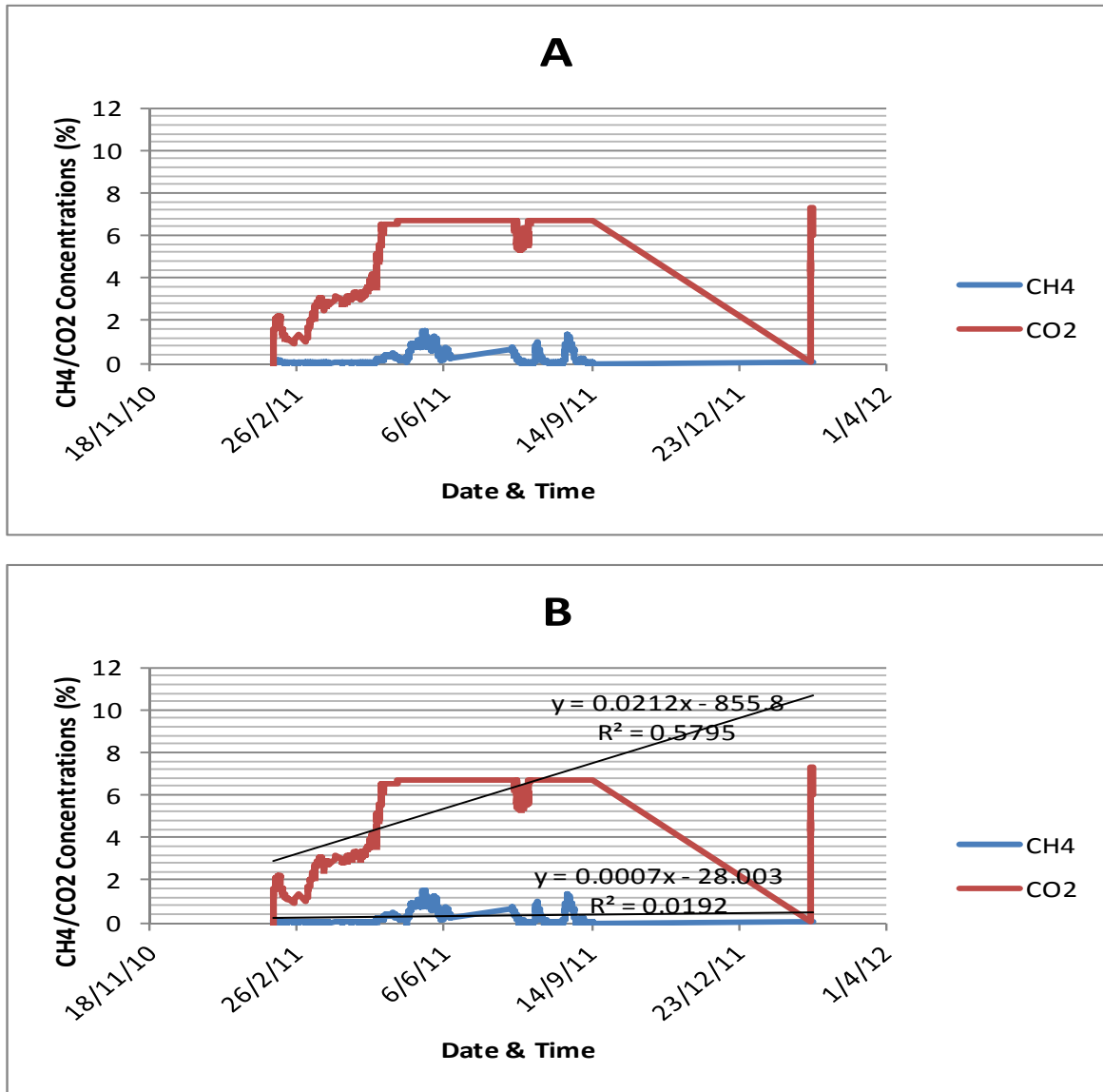


Figure 4. (A-B) Gaslam data for CH<sub>4</sub>, and CO<sub>2</sub> concentrations from peat site 1 (26/02/2011 – 01/04/2012) with B showing individual gas concentrations correlation with time

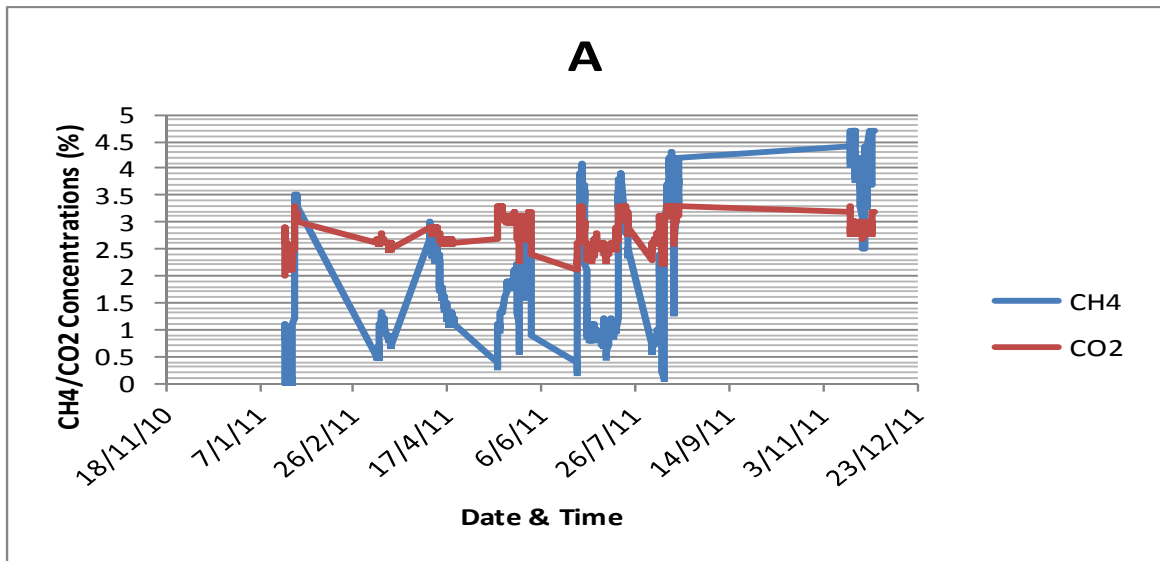


Figure 5. (Continued)

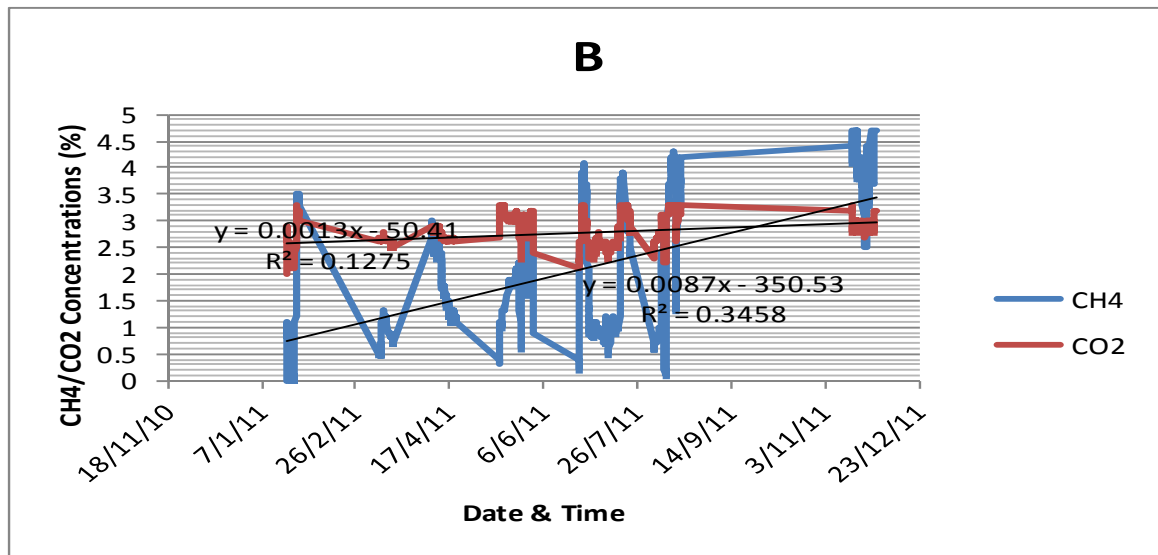


Figure 5. (A-B) Gaslam data for CH<sub>4</sub>, and CO<sub>2</sub> concentrations from peat site 2 (18/11/2010 – 23/12/2011) with B showing individual gas concentrations correlation with time

## 5. Conclusions

- Using the Gaslam for continuous monitoring and data collection at contaminated sites such as landfill sites, petroleum sites and peat sites has proven to be useful in making decisions about the risk of ground-gas intrusion, emission and release.
- Gaslam datasets have shown to be representative of the behaviour of the gases - a characteristic which is not presently met by any of the available handheld devices.
- The instrument is user-friendly, environmentally sealed and certified for explosive environment. In fact, it is a state of the art instrument which is “a must have” for any ground-gas risk assessor.

## References

- [1] Nwachukwu AN, van Dongen BE, Boulton S, (2011). Improved ground-gas risk prediction using in-borehole gas monitoring. A Report submitted for transfer into the 3rd year of PhD in the School of Earth, Atmospheric and Environmental Sciences, Faculty of Engineering and Physical Sciences, University of Manchester.
- [2] NHBC, (2007). Guidance on evaluation of development proposals on sites where methane and carbon dioxide are present.
- [3] Agency for Toxic Substances Disease Registry (ATSDR), (2001). Landfill gas primer. An overview for environmental health professionals [available online] URL: <http://www.atsdr.cdc.gov/HAC/landfill/html/intro.html>. Accessed 7th May, 2009.
- [4] IARC, (2004). International Agency for Research on Cancer (IARC). Overall evaluation of carcinogenicity to humans, IARC monographs vol. 1-88.
- [5] Scheutz C, Kjeldsen P, Bogner JE, Visscher AD, Gebert J, Hilger HA, Huber-Humer M, Spokas K (2009). Microbial methane oxidation processes and technologies for mitigation of landfill gas emissions. *Waste Management and Research* vol. 27, pp 409-455.
- [6] Scheutz C, Bogner J, Chanton JP, Blake D, Morcet M, Aran C, Kjeldsen P (2008). Atmospheric emissions and attenuation of non-methane organic compounds in cover soils at a French landfill. *Waste Management*, vol. 28, pp1892-1908.
- [7] Streese J, and Stegmann R (2003). Microbial oxidation of methane from old landfill in biofilters. *Waste Management* vol. 23, pp573-580.
- [8] Eklund B, Anderson EP, Walker BL, and Burrows DB (1998). Characterization of landfill gas composition at the Fresh Kills Municipal Solid-Waste Landfill. *Environmental Science Technology*, vol. 32, pp 2233-2237.
- [9] USEPA (1991). Air emissions from Municipal Solid Waste Landfills – Background Information for Proposed Standards and Guidelines. U.S Environmental Protection.

- [10] Environmental Risk Limited (1995). Evaluation of air emissions at the Hartford Landfill. ERL Project No. 4100003346.
- [11] Huber-Humer M (2004). International research into landfill gas emissions and mitigation strategy–IWWG working group “CLEAR”. Waste Management, vol. 24, pp 425-427.
- [12] Uryu, Y., Mott, C., Foad, N., Yulianto, K., Budiman, A., Setiabudi, Takakai, F., Nursamsu, S., Purastuti, E., Fadhli, N., Hutajulu, C. M. B., Jaenicke, J., Hatano, R., Siegert, F. & Stuwe, M., (2008). Deforestation, Forest Degradation, Biodiversity Loss and CO2 Emissions in Riau. Sumatra, Indonesia: WWF Indonesia.
- [13] Bellamy, P., Loveland, P., Bradley, R., Lark, R. & Kirk, G., (2005). Carbon losses from all soils Across England and Wales 1978-2003. Nature, 427, 245-248.
- [14] Manahan, S. 2001. Soil environmental chemistry in fundamentals of environmental chemistry, Boca Raton, CRC Press LLC.
- [15] Gorham, E., (1991). Northern peatlands: role in the carbon cycle and probably responses to climatic warming. Ecological Applications, 1, 182-195.
- [16] Nearing, M., Pruski, F. O. & Neal, M., (2004). Expected climate change impacts on soil erosion rates: a review. Journal of Soil and Water Conservation, 59, 43-60.



**Nwachukwu, Arthur Nwachukwu** is a doctoral research student in the University of Manchester, Manchester, United Kingdom. He is also a graduate teaching assistant (GTA) in the School of Earth, Atmospheric and Environmental Sciences of the same University. He received his B.Sc. degree in Industrial Physics from Ebonyi State University, Abakaliki, Nigeria (2005) and M.Sc. degree in Environmental Physics from University of Agriculture, Makurdi, Nigeria (2009). His doctoral research in the University of Manchester focuses on how to derive a methodology for improved prediction of risk due to hazardous ground-gases. He is a member of different professional bodies such as Nigeria Institute of Physics (NIP), Nigeria Environmental Society (NES), British Organic Geochemists (student member), and Yorkshire Contaminated Land Forum (YCLF) United Kingdom.  
E-mail address: arthurdeconvenantchild@yahoo.com



**Diya, William Abigail** received her M.Sc. in Medical Microbiology from the University of Agriculture, Makurdi, Nigeria (2009) and B.Sc. (Microbiology) from University of Jos, Jos Nigeria (2005). She is presently doing PhD in Medicine at the University of Manchester, Manchester, UK.  
E-mail address: diya.abigail@yahoo.com



## Appendix

## Raw data for Landfill site 1

Date and Time	CH4	CO2	O2	VOC	H2S	CO	Borehole	Atmospheric	Different pressure	Temperature	Water level
28/09/2010 11:19	0.9	0	18.7	2	0	0	1003	1002	1	12.8	27.72
28/09/2010 12:19	0.4	0	19.3	4	0	0	1002	1002	0	13.3	27.71
28/09/2010 13:19	0	0	19.5	5	0	0	1002	1002	0	13.4	27.71
28/09/2010 14:19	0	0	19.4	6	0	0	1002	1002	0	13.4	27.71
28/09/2010 15:19	0	0	19.1	6	0	0	1002	1002	0	13.4	27.71
28/09/2010 16:19	0.5	0.5	18.7	6	0	0	1002	1001	1	13.4	27.71
28/09/2010 17:19	0.4	0.5	18.2	6	0	0	1002	1001	1	13.4	27.71
28/09/2010 18:19	0.4	0.5	17.6	6	0	0	1002	1001	1	13.4	27.71
28/09/2010 19:19	0.4	1	17	6	0	0	1002	1001	1	13.4	27.71
28/09/2010 20:19	0.5	1	16.4	6	0	0	1002	1001	1	13.4	27.71
28/09/2010 21:19	0.5	1	15.9	5	0	0	1002	1002	0	13.4	27.71
28/09/2010 22:19	0.9	1.5	15.3	6	0	0	1002	1001	1	13.4	27.71
28/09/2010 23:19	0.9	1.5	14.7	5	1	0	1002	1001	1	13.4	27.71
29/09/2010 00:19	0.9	2	14.2	5	0	0	1001	1001	0	13.4	27.7
29/09/2010 01:19	1.4	2	13.6	5	0	0	1001	1001	0	13.4	27.7
29/09/2010 02:19	1.4	2.4	13.1	5	0	0	1000	1000	0	13.4	27.69
29/09/2010 03:19	1.4	2.4	12.6	5	0	0	1000	999	1	13.4	27.69
29/09/2010 04:19	1.4	2.9	12.1	5	0	0	999	999	0	13.4	27.68
29/09/2010 05:19	1.4	2.9	11.7	4	0	0	999	998	1	13.4	27.68
29/09/2010 06:19	1.8	3.4	11.2	4	0	0	998	998	0	13.4	27.67
29/09/2010 07:19	1.8	3.4	10.8	4	0	0	998	998	0	13.4	27.67
29/09/2010 08:19	1.8	3.4	10.4	4	0	0	998	997	1	13.4	27.67
29/09/2010 09:19	1.8	3.9	10.1	4	0	0	998	997	1	13.4	27.67
29/09/2010 10:19	1.8	3.9	9.7	4	0	0	998	997	1	13.4	27.67
29/09/2010 11:19	2.3	4.4	9.4	4	0	2	997	997	0	13.4	27.66
29/09/2010 12:19	2.3	4.4	9.1	4	0	0	997	997	0	13.4	27.66
29/09/2010 13:19	2.3	4.4	8.8	4	0	0	997	997	0	13.4	27.66
29/09/2010 14:19	2.3	4.4	8.6	4	0	0	997	997	0	13.4	27.66
29/09/2010 15:19	2.3	4.9	8.4	4	0	0	997	997	0	13.4	27.66
29/09/2010 16:19	2.3	4.9	8.1	4	0	0	998	997	1	13.5	27.67
29/09/2010 17:19	2.3	4.9	7.9	4	0	0	998	998	0	13.5	27.67
29/09/2010 18:19	2.8	4.9	7.7	4	0	0	998	998	0	13.5	27.67
29/09/2010 19:19	2.3	5.4	7.4	4	0	0	999	999	0	13.5	27.68
29/09/2010 20:19	2.8	5.4	7.2	4	0	1	999	999	0	13.5	27.68
29/09/2010 21:19	2.8	5.4	7	4	1	0	1000	999	1	13.5	27.69
29/09/2010 22:19	2.8	5.4	6.8	4	0	2	1000	999	1	13.5	27.69
29/09/2010 23:19	2.8	5.9	6.5	4	0	0	1000	1000	0	13.5	27.69
30/09/2010 00:19	2.8	5.9	6.3	4	0	0	1000	1000	0	13.5	27.69
30/09/2010 01:19	2.8	5.9	6.1	4	0	0	1000	1000	0	13.5	27.69
30/09/2010 02:19	3.2	5.9	5.9	4	0	2	1000	1000	0	13.5	27.69
30/09/2010 03:19	3.2	6.4	5.7	4	0	2	1000	999	1	13.5	27.69
30/09/2010 04:19	3.2	6.4	5.5	4	0	1	999	999	0	13.5	27.68
30/09/2010 05:19	3.2	6.4	5.3	3	0	0	999	999	0	13.5	27.68
30/09/2010 06:19	3.2	6.9	5.1	3	0	0	999	999	0	13.5	27.68
30/09/2010 07:19	3.2	6.4	5	3	0	1	999	999	0	13.5	27.68
30/09/2010 08:19	3.2	6.9	4.8	3	0	0	999	999	0	13.5	27.68
30/09/2010 09:19	3.2	6.9	4.7	3	0	2	999	999	0	13.5	27.68
30/09/2010 10:19	3.2	6.9	4.5	3	0	0	999	999	0	13.4	27.68
30/09/2010 11:19	3.7	6.9	4.4	3	0	1	999	998	1	13.4	27.68
30/09/2010 12:19	3.2	7.4	4.3	3	0	1	999	998	1	13.4	27.68
30/09/2010 13:19	3.2	7.4	4.2	3	0	0	998	997	1	13.4	27.67
30/09/2010 14:19	3.2	6.9	4.2	3	0	0	997	997	0	13.4	27.66
30/09/2010 15:19	3.2	7.4	4.1	3	0	0	997	997	0	13.4	27.66
30/09/2010 16:19	3.2	7.4	4.1	3	0	3	996	996	0	13.4	27.65
30/09/2010 17:19	3.7	7.4	4	3	0	3	996	996	0	13.4	27.65
30/09/2010 18:19	3.7	7.4	4	3	0	0	995	995	0	13.4	27.64
30/09/2010 19:19	3.7	7.4	3.9	3	0	0	995	995	0	13.4	27.64
30/09/2010 20:19	3.7	7.4	3.9	2	0	0	995	994	1	13.4	27.64
30/09/2010 21:19	3.7	7.4	3.8	3	0	1	994	994	0	13.4	27.63
30/09/2010 22:19	3.7	7.4	3.7	2	0	0	994	994	0	13.4	27.63

30/09/2010 23:19	3.7	7.9	3.6	2	0	1	993	993	0	13.4	27.62
01/10/2010 00:19	3.7	7.9	3.5	2	0	0	992	992	0	13.4	27.61
01/10/2010 01:19	3.7	7.9	3.5	2	0	3	991	991	0	13.4	27.6
01/10/2010 02:19	3.7	7.9	3.4	3	0	1	991	990	1	13.4	27.59
01/10/2010 03:19	3.7	7.9	3.4	2	0	0	989	989	0	13.4	27.58
01/10/2010 04:19	3.7	7.9	3.3	2	0	1	988	988	0	13.4	27.57
01/10/2010 05:19	3.7	7.9	3.3	2	0	1	987	987	0	13.4	27.56
01/10/2010 06:19	3.7	7.9	3.3	2	0	0	986	986	0	13.4	27.55
01/10/2010 07:19	3.7	7.9	3.3	2	0	2	985	985	0	13.4	27.54
01/10/2010 08:19	3.7	7.9	3.4	2	0	0	984	984	0	13.4	27.52
01/10/2010 09:19	3.7	7.9	3.4	2	0	0	983	983	0	13.4	27.52
01/10/2010 10:19	3.7	7.9	3.5	2	0	0	982	982	0	13.4	27.51
01/10/2010 11:19	3.7	7.9	3.6	2	0	0	981	981	0	13.4	27.49
01/10/2010 12:19	3.7	7.9	3.7	2	0	0	981	981	0	13.4	27.49
01/10/2010 13:19	3.7	7.4	3.7	2	0	0	980	981	-1	13.4	27.49
01/10/2010 14:19	3.7	7.4	3.8	2	0	0	980	980	0	13.4	27.49
01/10/2010 15:19	3.7	7.4	3.8	2	0	0	980	980	0	13.4	27.49
01/10/2010 16:19	3.7	7.9	3.8	2	0	0	980	981	-1	13.4	27.49
01/10/2010 17:19	3.2	7.9	3.8	2	0	0	981	981	0	13.4	27.5
01/10/2010 18:19	3.2	7.9	3.4	2	0	1	981	982	-1	13.3	27.5
01/10/2010 19:19	3.7	7.9	3.2	2	0	1	982	983	-1	13.3	27.51
01/10/2010 20:19	3.7	7.9	3.1	2	0	0	983	984	-1	13.3	27.52
01/10/2010 21:19	3.7	7.9	3	1	0	0	984	984	0	13.3	27.53
01/10/2010 22:19	3.7	7.9	2.8	1	0	2	985	985	0	13.3	27.54
01/10/2010 23:19	3.7	7.9	2.7	1	0	0	986	986	0	13.3	27.54
02/10/2010 00:19	3.7	7.9	2.6	1	0	2	987	987	0	13.3	27.55
02/10/2010 01:19	3.7	7.9	2.5	1	0	0	987	987	0	13.3	27.55
02/10/2010 02:19	3.7	7.9	2.5	1	0	1	987	987	0	13.3	27.56
02/10/2010 03:19	3.7	7.4	2.4	1	0	1	987	987	0	13.3	27.56
02/10/2010 04:19	3.7	7.4	2.3	1	0	1	987	987	0	13.3	27.56
02/10/2010 05:19	3.7	7.4	2.2	1	0	0	988	988	0	13.3	27.57
02/10/2010 06:19	3.7	7.4	2.1	1	0	0	988	988	0	13.3	27.57
02/10/2010 07:19	3.7	7.4	2.1	1	0	1	988	988	0	13.3	27.57
02/10/2010 08:19	3.7	7.4	2	1	0	2	988	989	-1	13.3	27.57
02/10/2010 09:19	3.7	7.4	2	1	0	1	989	989	0	13.3	27.57
02/10/2010 10:19	3.7	7.4	2.1	1	1	0	989	989	0	13.3	27.58
02/10/2010 11:19	3.7	7.4	2.1	1	0	1	989	989	0	13.3	27.57
02/10/2010 12:19	3.7	7.4	2.2	1	0	0	989	989	0	13.3	27.57
02/10/2010 13:19	3.7	6.9	2.3	1	0	0	988	988	0	13.2	27.57
02/10/2010 14:19	3.7	6.9	2.4	1	0	0	988	988	0	13.2	27.57
02/10/2010 15:19	3.2	6.9	2.5	1	0	0	987	987	0	13.2	27.56
02/10/2010 16:19	3.7	6.9	2.6	2	0	0	987	987	0	13.2	27.55
02/10/2010 17:19	3.2	6.9	2.7	2	0	0	986	986	0	13.1	27.55
02/10/2010 18:19	3.7	6.9	2.7	2	0	0	986	986	0	13.1	27.54
02/10/2010 19:19	3.2	6.9	2.8	2	0	0	985	985	0	13.1	27.54
02/10/2010 20:19	3.2	6.9	2.9	2	0	0	985	985	0	13.1	27.53
02/10/2010 21:19	3.2	6.9	3.1	2	0	0	984	984	0	13.1	27.53
02/10/2010 22:19	3.2	6.9	3.2	2	0	0	983	984	-1	13.1	27.52
02/10/2010 23:19	3.2	6.9	3.4	2	0	0	983	983	0	13.1	27.51
03/10/2010 00:19	3.2	6.7	3.6	2	0	0	982	982	0	13.1	27.51
03/10/2010 01:19	3.2	6.4	3.8	2	0	0	982	982	0	13.1	27.51
03/10/2010 02:19	2.8	6.4	4	2	0	0	981	982	-1	13.1	27.5
03/10/2010 03:19	2.8	6.4	4.2	2	0	0	981	981	0	13.1	27.49
03/10/2010 04:19	2.8	6.4	4.4	2	0	0	980	981	-1	13.1	27.49
03/10/2010 05:19	2.7	6.4	4.7	3	0	0	979	980	-1	13.1	27.48
03/10/2010 06:19	2.8	6.4	4.9	3	0	0	978	979	-1	13.1	27.47
03/10/2010 07:19	2.8	6.4	5.2	3	0	0	978	979	-1	13.1	27.47
03/10/2010 08:19	2.3	6.4	5.4	3	0	0	977	978	-1	13.1	27.46
03/10/2010 09:19	2.3	6.4	5.7	3	0	0	975	976	-1	13.1	27.44
03/10/2010 10:19	2.3	6.4	6	3	0	0	975	975	0	13.1	27.43
03/10/2010 11:19	2.3	6.4	6	2	0	0	974	974	0	12.8	27.42

03/10/2010 12:19	2.3	6.4	5.5	1	0	0	974	977	-3	12.5	27.43
03/10/2010 13:19	2.8	6.4	4	1	0	1	974	976	-2	12.1	27.43
03/10/2010 14:19	3.2	6.4	3.3	1	0	2	975	977	-2	12.3	27.44
03/10/2010 15:19	3.2	5.9	2.9	1	0	1	976	978	-2	12.4	27.44
03/10/2010 16:19	3.2	5.9	2.6	1	0	2	977	979	-2	12.6	27.45
03/10/2010 17:19	3.2	5.9	2.5	1	0	2	978	979	-1	12.6	27.47
03/10/2010 18:19	3.2	5.9	2.3	1	0	2	979	980	-1	12.6	27.48
03/10/2010 19:19	3.2	5.4	2.2	1	0	2	980	980	0	12.7	27.49
03/10/2010 20:19	3.2	5.4	2.1	1	0	2	981	981	0	12.7	27.5
03/10/2010 21:19	3.7	5.4	2	1	0	2	982	982	0	12.8	27.51
03/10/2010 22:19	3.2	5.4	1.9	1	1	2	983	983	0	12.8	27.51
03/10/2010 23:19	3.7	5.4	1.8	1	0	2	983	983	0	12.8	27.52
04/10/2010 00:19	3.7	5.4	1.7	1	0	2	983	983	0	12.8	27.52
04/10/2010 01:19	3.7	5.4	1.6	1	0	3	984	984	0	12.8	27.52
04/10/2010 02:19	3.7	5.4	1.6	1	0	2	984	984	0	12.8	27.53
04/10/2010 03:19	3.7	5.4	1.5	1	0	2	984	984	0	12.9	27.53
04/10/2010 04:19	3.7	5.4	1.4	1	0	4	984	984	0	12.9	27.53
04/10/2010 05:19	3.7	5.4	1.4	1	0	4	984	984	0	12.9	27.53
04/10/2010 06:19	4.2	5.4	1.3	1	0	2	984	984	0	12.9	27.53
04/10/2010 07:19	3.7	5.4	1.3	1	0	3	985	984	1	12.9	27.53
04/10/2010 08:19	3.7	5.4	1.3	1	0	4	985	984	1	12.9	27.54
04/10/2010 09:19	3.7	5.4	1.2	1	0	2	985	984	1	12.9	27.53
04/10/2010 10:19	3.7	5.4	1.2	1	0	4	985	985	0	12.9	27.53
04/10/2010 11:19	3.7	5.4	1.2	1	0	2	984	985	-1	12.9	27.53
04/10/2010 12:19	3.7	5.4	1.2	1	0	2	984	985	-1	12.8	27.52
04/10/2010 13:19	3.7	5.4	1.3	1	0	1	983	985	-2	12.8	27.52
04/10/2010 14:19	3.7	5.4	1.3	1	0	1	982	984	-2	12.8	27.51
04/10/2010 15:19	3.7	5.4	1.3	1	0	3	982	984	-2	12.8	27.5
04/10/2010 16:19	3.7	5.4	1.3	1	0	2	981	983	-2	12.8	27.5
04/10/2010 17:19	3.7	5.4	1.4	1	0	3	981	982	-1	12.8	27.5
04/10/2010 18:19	3.7	5.4	1.5	1	0	2	981	981	0	12.8	27.49
04/10/2010 19:19	3.7	5.4	1.6	1	0	1	981	981	0	12.8	27.49
04/10/2010 20:19	3.7	5.4	1.7	1	0	2	980	980	0	12.8	27.49
04/10/2010 21:19	3.7	5.4	1.8	1	0	0	980	980	0	12.8	27.49
04/10/2010 22:19	3.7	5.4	2	1	0	1	980	980	0	12.8	27.48
04/10/2010 23:19	3.7	5.4	2.1	1	0	0	979	980	-1	12.8	27.48
05/10/2010 00:19	3.7	5.4	2.3	1	0	0	979	979	0	12.8	27.47
05/10/2010 01:19	3.2	5.4	2.5	1	0	0	979	979	0	12.8	27.47
05/10/2010 02:19	3.2	5.4	2.7	1	0	0	979	979	0	12.8	27.47
05/10/2010 03:19	3.2	5.4	2.9	0	0	0	979	979	0	12.8	27.47
05/10/2010 04:19	3.2	5.4	3	2	0	0	979	979	0	12.8	27.48
05/10/2010 05:19	3.2	5.4	3.2	2	0	0	980	979	1	12.9	27.49
05/10/2010 06:19	3.2	5.4	3.4	2	0	0	980	980	0	12.9	27.49
05/10/2010 07:19	3.2	5.4	3.5	2	0	0	981	980	1	12.9	27.49
05/10/2010 08:19	3.2	5.4	3.7	2	0	0	981	980	1	12.9	27.49
05/10/2010 09:19	3.2	5.4	3.8	2	0	0	981	980	1	12.9	27.5
05/10/2010 10:19	3.2	5.9	4	2	0	0	981	981	0	12.9	27.5
05/10/2010 11:19	3.2	5.9	4.1	2	0	0	981	981	0	12.9	27.5
05/10/2010 12:19	3.2	5.9	4.3	2	0	0	982	981	1	12.9	27.5
05/10/2010 13:19	3.2	5.4	4.4	2	0	0	982	982	0	12.9	27.5
05/10/2010 14:19	3.2	5.4	4.5	2	0	0	982	982	0	12.9	27.51
05/10/2010 15:19	3.2	5.4	4.7	2	0	0	982	982	0	12.9	27.51
05/10/2010 16:19	3.2	5.9	4.8	2	0	0	983	983	0	12.9	27.51
05/10/2010 17:19	3.2	5.9	4.9	2	0	0	983	983	0	12.9	27.52
05/10/2010 18:19	3.2	5.9	5	2	0	0	984	983	1	12.9	27.53
05/10/2010 19:19	3.2	5.9	5.1	2	0	0	985	983	2	12.9	27.53
05/10/2010 20:19	3.2	5.9	5.2	2	0	0	985	984	1	12.9	27.54
05/10/2010 21:19	3.2	5.9	5.3	2	0	0	985	984	1	12.9	27.54
05/10/2010 22:19	3.2	5.9	5.3	2	0	0	986	985	1	12.9	27.54
05/10/2010 23:19	3.2	5.9	5.3	2	0	0	985	985	0	12.9	27.54
06/10/2010 00:19	3.2	5.9	5.4	2	0	0	985	985	0	12.9	27.53
06/10/2010 01:19	3.2	5.9	5.4	2	0	0	984	985	-1	12.9	27.53
06/10/2010 02:19	3.2	5.9	5.5	2	0	0	984	984	0	12.9	27.52
06/10/2010 03:19	3.2	5.9	5.5	2	0	0	983	984	-1	12.9	27.51

## Raw data for Landfill site 2

Date and Time	CH4	CO2	O2	VOC	H2S	CO	Borehole	Atmospheric	fferent pressu	Temperature	Water level
23/06/2011 13:52	0.5	0.6	0	5	0	3	997	1002	-5	14.6	27.68
23/06/2011 15:52	0.5	0.6	0	5	0	2	997	1004	-7	14.6	27.69
23/06/2011 17:52	0.5	0.6	0	5	0	6	998	1004	-6	14.6	27.7
23/06/2011 19:52	0.5	0.6	0	5	0	1	998	1005	-7	14.6	27.7
23/06/2011 21:52	0.5	0.6	0	5	0	6	999	1006	-7	14.6	27.71
23/06/2011 23:52	0.5	0.6	0	6	0	5	1000	1006	-6	14.6	27.71
24/06/2011 01:52	0.5	0.6	0	6	0	2	1000	1007	-7	14.6	27.72
24/06/2011 03:52	0	0	0	5	0	3	1001	1007	-6	14.6	27.72
24/06/2011 05:52	0.5	0	0	6	0	6	1001	1008	-7	14.6	27.73
24/06/2011 07:52	0	0	0	6	0	3	1002	1008	-6	14.6	27.74
24/06/2011 09:52	0	0	0	6	0	3	1003	1009	-6	14.6	27.74
24/06/2011 11:52	0	0	0	6	0	3	1003	1009	-6	14.6	27.75
24/06/2011 13:52	0	0	0	6	0	3	1004	1009	-5	14.6	27.75
24/06/2011 15:52	0	0	0	6	0	3	1004	1010	-6	14.5	27.76
24/06/2011 17:52	0	0	0	7	0	2	1004	1009	-5	14.5	27.76
24/06/2011 19:52	0	0	0	6	0	4	1005	1009	-4	14.5	27.76
24/06/2011 21:52	0	0	0	7	0	2	1005	1008	-3	14.5	27.76
24/06/2011 23:52	0	0	0	6	0	2	1005	1006	-1	14.5	27.76
25/06/2011 01:52	0	0	0	6	0	3	1004	1004	0	14.5	27.76
25/06/2011 03:52	0	0	0	6	0	1	1003	1003	0	14.5	27.75
25/06/2011 05:52	0	0	0	6	0	2	1003	1002	1	14.5	27.75
25/06/2011 07:52	0	0	0	7	0	3	1003	1003	0	14.4	27.75
25/06/2011 09:52	0	0	0	7	0	2	1003	1005	-2	14.4	27.75
25/06/2011 11:52	0	0	0	7	0	0	1003	1005	-2	14.4	27.75
25/06/2011 13:52	0	0	0	7	0	1	1003	1006	-3	14.4	27.75
25/06/2011 15:52	0	0.6	0	7	0	0	1004	1006	-2	14.4	27.75
25/06/2011 17:52	0	0.6	0	7	0	0	1004	1007	-3	14.4	27.76
25/06/2011 19:52	0	0.6	0	7	0	1	1004	1007	-3	14.4	27.76
25/06/2011 21:52	0	0.6	0	6	0	0	1005	1008	-3	14.4	27.76
25/06/2011 23:52	0	0.6	0	7	0	0	1005	1009	-4	14.4	27.76
26/06/2011 01:52	0	0.6	0	7	0	2	1005	1009	-4	14.4	27.77
26/06/2011 03:52	0	0.6	0	7	0	1	1005	1009	-4	14.4	27.77
26/06/2011 05:52	0	0.6	0	6	0	1	1005	1008	-3	14.4	27.77
26/06/2011 07:52	0	0.6	0	7	0	0	1006	1009	-3	14.4	27.77
26/06/2011 09:52	0	0.6	0	7	0	0	1006	1009	-3	14.4	27.77
26/06/2011 11:52	0	0.6	0	6	0	0	1006	1008	-2	14.4	27.77
26/06/2011 13:52	0	0.6	0	7	0	0	1006	1007	-1	14.4	27.77
26/06/2011 15:52	0	0.6	0	7	0	0	1005	1006	-1	14.4	27.77
26/06/2011 17:52	0	0.6	0	7	0	0	1005	1005	0	14.5	27.77
26/06/2011 19:52	0	0.6	0	7	0	1	1005	1004	1	14.6	27.76
26/06/2011 21:52	0	0.6	0	7	0	0	1005	1004	1	14.7	27.76
26/06/2011 23:52	0	0.6	0	7	0	0	1005	1004	1	14.8	27.76
27/06/2011 01:52	0	0.6	0	0	0	0	1004	1003	1	14.9	27.76
27/06/2011 03:52	0	0.6	0	6	0	0	1004	1002	2	14.9	27.76
27/06/2011 05:52	0	0.6	0	6	0	0	1003	1001	2	15	27.75
27/06/2011 07:52	0	0.6	0	7	0	0	1003	1001	2	15.1	27.75
27/06/2011 09:52	0	0.6	0	6	0	0	1002	999	3	15.1	27.74
27/06/2011 11:52	0	0.6	0	7	0	0	1002	998	4	15.1	27.74
27/06/2011 13:52	0	0.6	0	6	0	0	1001	998	3	15.2	27.73
27/06/2011 15:52	0	0.6	0	7	0	0	1001	999	2	15.3	27.73
27/06/2011 17:52	0	0.6	0	6	0	0	1001	1000	1	15.3	27.73
27/06/2011 19:52	0	0.6	0	7	0	0	1001	1002	-1	15.4	27.73
27/06/2011 21:52	0	0.6	0	7	0	0	1001	1003	-2	15.4	27.73
27/06/2011 23:52	0	0.6	0	6	0	0	1001	1003	-2	15.5	27.73
28/06/2011 01:52	0	0.6	0	7	0	0	1002	1004	-2	15.6	27.73
28/06/2011 03:52	0	0.6	0.1	7	0	0	1002	1004	-2	15.6	27.74
28/06/2011 05:52	0	0.6	0.2	7	0	0	1002	1005	-3	15.6	27.74
28/06/2011 07:52	0	0.6	0.3	7	0	0	1003	1006	-3	15.6	27.74
28/06/2011 09:52	0	0.6	0.4	7	0	0	1003	1005	-2	15.6	27.74
28/06/2011 11:52	0	0.6	0.5	7	0	0	1003	1005	-2	15.6	27.74

28/06/2011 13:52	0	0.6	0.6	6	0	0	1003	1005	-2	15.6	27.75
28/06/2011 15:52	0	0.6	0.6	7	0	0	1003	1005	-2	15.6	27.75
28/06/2011 17:52	0	0.6	0.7	6	0	0	1003	1006	-3	15.6	27.75
28/06/2011 19:52	0	0.6	0.8	6	0	0	1003	1006	-3	15.7	27.75
28/06/2011 21:52	0	0.6	0.9	6	0	0	1004	1006	-2	15.7	27.75
28/06/2011 23:52	0	0.6	0.9	6	0	0	1004	1007	-3	15.8	27.76
29/06/2011 01:52	0	0.6	1	6	0	0	1004	1008	-4	15.8	27.76
29/06/2011 03:52	0	0.6	1	6	0	0	1005	1008	-3	15.8	27.76
29/06/2011 05:52	0	0.6	1.1	6	0	0	1005	1009	-4	15.8	27.76
29/06/2011 07:52	0	0.6	1.2	6	0	0	1005	1009	-4	15.8	27.77
29/06/2011 09:52	0	0.6	1.2	6	0	0	1005	1010	-5	15.7	27.77
29/06/2011 11:52	0	0.6	1.3	6	0	0	1006	1010	-4	15.7	27.78
29/06/2011 13:52	0	0.6	1.3	6	0	0	1006	1010	-4	15.6	27.78
29/06/2011 15:52	0	0.6	1.4	5	0	0	1007	1011	-4	15.6	27.78
29/06/2011 17:52	0	0.6	1.4	6	0	0	1007	1011	-4	15.6	27.79
29/06/2011 19:52	0	0.6	1.5	5	0	0	1007	1011	-4	15.6	27.79
29/06/2011 21:52	0	0.6	1.5	5	0	0	1008	1012	-4	15.6	27.79
29/06/2011 23:52	0.5	0.6	1.6	5	0	0	1008	1012	-4	15.6	27.8
30/06/2011 01:52	0.5	0.6	1.6	5	0	0	1008	1013	-5	15.6	27.8
30/06/2011 03:52	0.5	0.6	1.7	5	0	0	1009	1012	-3	15.6	27.8
30/06/2011 05:52	0.5	0.6	1.7	5	0	0	1009	1012	-3	15.6	27.81
30/06/2011 07:52	0.5	0.6	1.8	5	0	0	1009	1012	-3	15.5	27.81
30/06/2011 09:52	0.5	1.1	1.9	5	0	0	1009	1013	-4	15.5	27.81
30/06/2011 11:52	0.5	1.1	1.9	5	0	0	1009	1013	-4	15.4	27.81
30/06/2011 13:52	0.5	1.1	2	5	0	0	1010	1013	-3	15.4	27.81
30/06/2011 15:52	0.5	1.1	2	5	0	0	1010	1013	-3	15.4	27.82
30/06/2011 17:52	0.5	1.1	2.1	5	0	0	1010	1013	-3	15.4	27.82
30/06/2011 19:52	0.5	1.1	2.2	5	0	0	1010	1013	-3	15.4	27.82
30/06/2011 21:52	0.5	1.1	2.3	5	0	0	1011	1014	-3	15.4	27.82
30/06/2011 23:52	0.5	1.1	2.4	5	0	0	1011	1015	-4	15.4	27.83
01/07/2011 01:52	0.5	1.1	2.5	5	0	0	1011	1015	-4	15.4	27.83
01/07/2011 03:52	0.5	1.1	2.6	5	0	0	1011	1014	-3	15.4	27.83
01/07/2011 05:52	0.5	1.1	2.7	5	0	0	1012	1015	-3	15.4	27.83
01/07/2011 07:52	0.5	1.1	2.7	5	0	0	1012	1015	-3	15.4	27.83
01/07/2011 09:52	0.5	1.1	2.9	5	0	0	1012	1015	-3	15.4	27.84
01/07/2011 11:52	0.5	1.1	3	5	0	0	1012	1015	-3	15.4	27.84
01/07/2011 13:52	0.5	1.1	3.1	5	0	0	1012	1015	-3	15.4	27.84
01/07/2011 15:52	0.5	1.1	3.2	5	0	0	1012	1014	-2	15.4	27.84
01/07/2011 17:52	0.5	1.1	3.3	5	0	0	1012	1013	-1	15.3	27.84
01/07/2011 19:52	0.5	1.1	3.5	5	0	0	1012	1013	-1	15.3	27.84
01/07/2011 21:52	0.5	1.1	3.6	5	0	0	1012	1013	-1	15.4	27.83
01/07/2011 23:52	0.5	1.1	3.7	5	0	0	1012	1013	-1	15.4	27.83
02/07/2011 01:52	0.5	1.1	3.8	5	0	0	1012	1012	0	15.4	27.83
02/07/2011 03:52	0.5	1.1	3.9	5	0	0	1011	1011	0	15.4	27.83
02/07/2011 05:52	0.5	1.1	4.1	5	0	0	1011	1010	1	15.4	27.83
02/07/2011 07:52	0.5	1.1	4.2	5	0	0	1011	1010	1	15.4	27.82
02/07/2011 09:52	0.5	1.1	4.3	5	0	0	1010	1009	1	15.3	27.82
02/07/2011 11:52	0.5	1.1	4.4	5	0	0	1010	1008	2	15.3	27.82
02/07/2011 13:52	0.5	1.1	4.5	5	0	0	1009	1008	1	15.3	27.81
02/07/2011 15:52	0.5	1.1	4.7	5	0	0	1009	1007	2	15.3	27.81
02/07/2011 17:52	0.5	1.1	4.7	5	0	0	1009	1006	3	15.3	27.8
02/07/2011 19:52	0.5	1.1	4.9	5	0	0	1008	1005	3	15.3	27.8
02/07/2011 21:52	0.5	1.1	4.9	5	0	0	1008	1006	2	15.3	27.8
02/07/2011 23:52	0.5	1.1	5	5	0	0	1008	1006	2	15.4	27.79
03/07/2011 01:52	0.5	1.1	5	5	0	0	1007	1006	1	15.4	27.79
03/07/2011 03:52	0.5	1.1	5.1	5	0	0	1007	1006	1	15.4	27.79
03/07/2011 05:52	0.5	1.1	5.1	5	0	0	1007	1006	1	15.5	27.79
03/07/2011 07:52	0.5	1.1	5.2	5	0	0	1007	1006	1	15.5	27.79
03/07/2011 09:52	1	1.1	5.2	5	0	0	1007	1006	1	15.5	27.78
03/07/2011 11:52	1	1.1	5.2	0	0	0	1007	1006	1	15.5	27.78
03/07/2011 13:52	1	1.1	5.2	5	0	0	1007	1006	1	15.5	27.78

08/07/2011 15:52	5	3.3	2.3	0	0	0	988	988	0	15.8	27.59
08/07/2011 17:52	5.5	3.3	2.2	0	0	0	988	988	0	15.8	27.59
08/07/2011 19:52	5.5	3.3	2.1	0	0	0	988	989	-1	15.8	27.59
08/07/2011 21:52	5.5	3.9	2.1	0	0	0	988	991	-3	15.8	27.6
08/07/2011 23:52	5.5	3.9	2	0	0	0	989	991	-2	15.8	27.6
09/07/2011 01:52	5.5	3.9	1.9	0	0	0	989	992	-3	15.8	27.6
09/07/2011 03:52	5.5	3.9	1.9	0	0	0	989	992	-3	15.7	27.61
09/07/2011 05:52	6	3.9	1.8	0	0	0	990	993	-3	15.7	27.61
09/07/2011 07:52	5.5	3.9	1.7	0	0	0	990	995	-5	15.7	27.61
09/07/2011 09:52	6	3.9	1.6	0	0	0	991	996	-5	15.6	27.62
09/07/2011 11:52	6	3.9	1.6	0	0	0	991	997	-6	15.6	27.63
09/07/2011 13:52	6	3.9	1.5	0	0	0	992	998	-6	15.6	27.64
09/07/2011 15:52	6	3.9	1.4	0	0	0	993	1000	-7	15.6	27.65
09/07/2011 17:52	6	3.9	1.4	0	0	0	994	1001	-7	15.6	27.65
09/07/2011 19:52	6	3.9	1.3	0	0	0	995	1001	-6	15.6	27.66
09/07/2011 21:52	6	4.4	1.3	0	0	0	996	1003	-7	15.6	27.67
09/07/2011 23:52	6	4.4	1.2	0	0	0	997	1004	-7	15.7	27.68
10/07/2011 01:52	6.5	4.4	1.2	0	0	0	997	1004	-7	15.8	27.69
10/07/2011 03:52	6.5	4.4	1.2	0	0	0	998	1004	-6	15.8	27.69
10/07/2011 05:52	6.5	4.4	1.1	0	0	0	998	1004	-6	15.8	27.7
10/07/2011 07:52	6.5	4.4	1.1	0	0	0	999	1005	-6	15.8	27.7
10/07/2011 09:52	7	4.4	1	0	0	0	1000	1005	-5	15.8	27.71
10/07/2011 11:52	6.5	4.4	1.1	0	0	0	1000	1005	-5	15.8	27.71
10/07/2011 13:52	6.5	4.5	1.1	0	0	0	1001	1006	-5	15.8	27.72
10/07/2011 15:52	6.5	4.4	1.1	0	0	0	1001	1006	-5	15.8	27.72
10/07/2011 17:52	7	4.4	1.1	0	0	0	1001	1006	-5	15.8	27.73
10/07/2011 19:52	7	4.4	1.1	0	0	0	1002	1007	-5	15.8	27.73
10/07/2011 21:52	7	4.4	1.1	0	0	0	1002	1007	-5	15.8	27.74
10/07/2011 23:52	7	4.5	1.2	0	0	0	1003	1008	-5	15.8	27.74
11/07/2011 01:52	7	4.4	1.2	0	0	0	1003	1008	-5	15.8	27.75
11/07/2011 03:52	7	4.4	1.3	0	0	0	1003	1008	-5	15.8	27.75
11/07/2011 05:52	7	5	1.4	0	0	0	1004	1008	-4	15.8	27.75
11/07/2011 07:52	7	5	1.5	0	0	0	1004	1009	-5	15.8	27.76
11/07/2011 09:52	6.5	4.4	1.6	0	0	0	1005	1009	-4	15.8	27.76
11/07/2011 11:52	7	5	1.6	0	0	0	1005	1009	-4	15.8	27.76
11/07/2011 13:52	7	4.4	1.7	0	0	0	1005	1009	-4	15.8	27.76
11/07/2011 15:52	7	5	1.8	0	0	0	1005	1009	-4	15.8	27.77
11/07/2011 17:52	7	5	1.9	0	0	0	1005	1008	-3	15.8	27.77
11/07/2011 19:52	7	4.4	2.1	0	0	0	1005	1009	-4	15.8	27.77
11/07/2011 21:52	7	4.4	2.2	0	0	0	1006	1010	-4	15.9	27.77
11/07/2011 23:52	6.5	4.4	2.3	0	0	0	1006	1010	-4	15.9	27.78
12/07/2011 01:52	6.5	4.4	2.4	0	0	0	1006	1010	-4	15.9	27.78
12/07/2011 03:52	6.5	4.4	2.6	0	0	0	1006	1009	-3	15.9	27.78
12/07/2011 05:52	6.5	4.4	2.7	0	0	0	1006	1009	-3	16	27.78
12/07/2011 07:52	6.5	4.4	2.8	0	0	0	1007	1010	-3	16	27.78
12/07/2011 09:52	6.5	4.4	2.9	0	0	0	1007	1010	-3	16	27.78
12/07/2011 11:52	6	4.4	3.1	0	0	0	1007	1009	-2	16	27.79
12/07/2011 13:52	6.5	4.5	3.2	0	0	0	1007	1008	-1	16	27.78
12/07/2011 15:52	6.5	4.4	3.4	0	0	0	1007	1008	-1	15.9	27.78
12/07/2011 17:52	6	4.4	3.5	0	0	0	1007	1008	-1	16	27.78
12/07/2011 19:52	6	4.4	3.6	0	0	0	1007	1008	-1	16	27.78
12/07/2011 21:52	6	4.4	3.7	0	0	0	1007	1009	-2	16	27.79
12/07/2011 23:52	6	4.4	3.9	0	0	0	1007	1009	-2	16	27.79
13/07/2011 01:52	6	4.4	4	0	0	0	1007	1009	-2	16	27.79
13/07/2011 03:52	6	4.4	4.2	0	0	0	1007	1009	-2	16	27.79
13/07/2011 05:52	6	4.4	4.3	0	0	0	1007	1009	-2	16	27.79
13/07/2011 07:52	6	4.4	4.4	0	0	0	1007	1009	-2	16	27.79
13/07/2011 09:52	6	4.4	4.6	0	0	0	1007	1009	-2	15.9	27.79
13/07/2011 11:52	6	4.4	4.7	0	0	0	1007	1009	-2	15.9	27.79
13/07/2011 13:52	5.5	4.4	4.8	0	0	0	1007	1009	-2	15.9	27.79
13/07/2011 15:52	5.5	4.4	4.9	0	0	0	1007	1009	-2	15.9	27.79

13/07/2011 17:52	5.5	4.4	5.1	0	0	0	1007	1009	-2	15.9	27.79
13/07/2011 19:52	5.5	4.4	5.2	0	0	0	1007	1009	-2	15.9	27.79
13/07/2011 21:52	5.5	4.4	5.3	0	0	0	1007	1009	-2	15.9	27.79
13/07/2011 23:52	5.5	3.9	5.5	0	0	0	1008	1009	-1	15.9	27.79
14/07/2011 01:52	5.5	3.9	5.6	0	0	0	1008	1009	-1	15.9	27.79
14/07/2011 03:52	5	3.9	5.7	0	0	0	1007	1009	-2	15.9	27.79
14/07/2011 05:52	5.5	3.9	5.8	0	0	0	1007	1008	-1	15.9	27.79
14/07/2011 07:52	5	3.9	5.9	0	0	0	1007	1008	-1	15.9	27.79
14/07/2011 09:52	5.5	3.9	6.1	0	0	0	1007	1008	-1	15.9	27.79
14/07/2011 11:52	5	3.9	6.1	0	0	0	1007	1007	0	15.8	27.79
14/07/2011 13:52	5	3.9	6.3	0	0	0	1007	1007	0	15.8	27.78
14/07/2011 15:52	5	3.9	6.4	0	0	0	1006	1006	0	15.8	27.78
14/07/2011 17:52	5	3.9	6.5	0	0	0	1006	1006	0	15.8	27.78
14/07/2011 19:52	5	3.9	6.6	0	0	0	1006	1006	0	15.8	27.78
14/07/2011 21:52	5	3.9	6.7	0	0	0	1006	1007	-1	15.8	27.78
14/07/2011 23:52	5	3.9	6.7	0	0	0	1006	1007	-1	15.9	27.78
15/07/2011 01:52	5	3.9	6.8	0	0	0	1006	1007	-1	15.9	27.78
15/07/2011 03:52	5	3.9	6.9	0	0	0	1006	1006	0	16	27.77
15/07/2011 05:52	5	3.9	7	0	0	0	1006	1005	1	16	27.77
15/07/2011 07:52	5	3.9	7	0	0	0	1005	1005	0	16	27.77
15/07/2011 09:52	5	3.9	7.1	0	0	0	1005	1005	0	16	27.77
15/07/2011 11:52	5	3.9	7.1	0	0	0	1005	1004	1	15.9	27.76
15/07/2011 13:52	5	3.9	7.2	0	0	0	1005	1002	3	15.9	27.76
15/07/2011 15:52	5	3.9	7.2	0	0	0	1004	1001	3	15.9	27.75
15/07/2011 17:52	5	3.9	7.3	0	0	0	1003	1000	3	15.9	27.75
15/07/2011 19:52	5	3.9	7.3	0	0	0	1002	1000	2	16	27.74
15/07/2011 21:52	5	3.9	7.3	0	0	0	1002	998	4	16	27.73
15/07/2011 23:52	5	3.9	7.3	0	0	0	1001	997	4	16.1	27.73
16/07/2011 01:52	5	3.9	7.3	0	0	0	1000	995	5	16.1	27.72
16/07/2011 03:52	5	3.9	7.4	0	0	0	999	992	7	16.1	27.71
16/07/2011 05:52	5	3.9	7.3	0	0	0	998	989	9	16.1	27.69
16/07/2011 07:52	5.5	3.9	7.3	0	0	0	996	987	9	16.1	27.68
16/07/2011 09:52	5	3.9	7.3	0	0	0	995	985	10	16.1	27.66
16/07/2011 11:52	6.5	4.4	5.7	0	0	0	993	983	10	16.1	27.65
16/07/2011 13:52	9	6.6	2.4	0	0	0	992	982	10	16.1	27.63
16/07/2011 15:52	10	7.8	0.5	0	0	0	991	982	9	16	27.62
16/07/2011 17:52	11	8.9	0	0	0	0	990	981	9	16	27.61
16/07/2011 19:52	12	9.4	0	0	0	0	989	980	9	15.9	27.6
16/07/2011 21:52	13	10	0	0	0	0	988	980	8	15.9	27.59
16/07/2011 23:52	13.5	10.5	0	0	0	1	987	980	7	15.9	27.58
17/07/2011 01:52	14.5	11.1	0	0	0	0	986	980	6	15.9	27.57
17/07/2011 03:52	15	11.6	0	0	0	0	985	979	6	15.9	27.56
17/07/2011 05:52	15.5	11.6	0	0	0	0	984	979	5	15.9	27.56
17/07/2011 07:52	16.5	12.2	0	0	0	0	984	978	6	15.9	27.55
17/07/2011 09:52	16.6	12.2	0	0	0	1	983	978	5	15.9	27.55
17/07/2011 11:52	17	12.8	0	0	0	2	983	978	5	15.9	27.54
17/07/2011 13:52	17	13.3	0	0	0	0	982	978	4	15.8	27.53
17/07/2011 15:52	18	13.3	0	0	0	0	982	977	5	15.8	27.53
17/07/2011 17:52	18	13.3	0	0	0	2	981	977	4	15.8	27.52
17/07/2011 19:52	18.5	13.9	0	0	0	1	981	978	3	15.8	27.52
17/07/2011 21:52	19	14.4	0	0	0	2	981	978	3	15.8	27.52
17/07/2011 23:52	19.5	14.4	0	0	0	1	981	979	2	15.8	27.52
18/07/2011 01:52	19.5	15	0	0	0	0	981	979	2	15.8	27.52
18/07/2011 03:52	19.5	15	0	0	0	2	976	979	-3	15.7	27.47
18/07/2011 05:52	19.5	15	0	0	0	2	974	979	-5	15.7	27.45
18/07/2011 07:52	20.1	15	0	0	0	0	976	980	-4	15.6	27.47
18/07/2011 09:52	20.6	15	0	0	0	2	976	981	-5	15.6	27.47
18/07/2011 11:52	20.6	15	0	0	0	2	976	982	-6	15.6	27.47
18/07/2011 13:52	20.6	15	0	0	0	3	976	983	-7	15.5	27.47
18/07/2011 15:52	21.6	15.5	0	0	0	0	975	983	-8	15.5	27.46
18/07/2011 17:52	21.1	15.5	0	0	0	2	975	984	-9	15.4	27.46

18/07/2011 19:52	21.6	15.5	0	0	0	2	976	985	-9	15.4	27.47
18/07/2011 21:52	21.1	15	0	0	0	0	978	986	-8	15.4	27.49
18/07/2011 23:52	21.6	15.5	0	0	0	2	983	986	-3	15.4	27.54
19/07/2011 01:52	22.1	15.5	0	0	0	4	984	987	-3	15.4	27.55
19/07/2011 03:52	22.1	15.5	0	0	0	1	983	987	-4	15.4	27.54
19/07/2011 05:52	22.1	15.5	0	0	0	0	983	989	-6	15.4	27.54
19/07/2011 07:52	22.1	15	0	0	0	2	984	989	-5	15.4	27.55
19/07/2011 09:52	22.1	15.5	0	0	0	4	984	991	-7	15.4	27.55
19/07/2011 11:52	21.6	15	0	0	0	2	985	992	-7	15.3	27.56
19/07/2011 13:52	21.6	15	0	0	0	0	986	992	-6	15.3	27.57
19/07/2011 15:52	21.6	15	0	0	0	2	986	994	-8	15.3	27.58
19/07/2011 17:52	21.6	15	0	0	0	3	987	994	-7	15.3	27.58
19/07/2011 19:52	21.6	15	0	0	0	0	987	995	-8	15.3	27.59
19/07/2011 21:52	21.6	15	0	0	0	1	988	996	-8	15.3	27.59
19/07/2011 23:52	21.6	14.4	0	0	0	3	989	996	-7	15.3	27.6
20/07/2011 01:52	21	15	0	0	0	1	989	996	-7	15.3	27.6
20/07/2011 03:52	21	14.4	0	0	0	0	989	996	-7	15.3	27.61
20/07/2011 05:52	21.6	14.4	0	0	0	2	990	996	-6	15.3	27.61
20/07/2011 07:52	21.6	15	0	0	0	0	990	996	-6	15.3	27.61
20/07/2011 09:52	21.6	15	0	0	0	2	990	997	-7	15.3	27.62
20/07/2011 11:52	21	15	0	0	0	1	991	997	-6	15.3	27.62
20/07/2011 13:52	21.1	15	0	0	0	1	991	998	-7	15.3	27.63
20/07/2011 15:52	21.6	14.4	0	0	0	2	992	998	-6	15.3	27.63
20/07/2011 17:52	21.6	14.4	0	0	0	0	992	998	-6	15.3	27.64
20/07/2011 19:52	21.1	14.4	0	0	0	2	993	999	-6	15.3	27.64
20/07/2011 21:52	21.1	14.4	0	0	0	2	993	999	-6	15.3	27.65
20/07/2011 23:52	21.1	14.4	0	0	0	1	994	1000	-6	15.3	27.65
21/07/2011 01:52	21	14.4	0	0	0	2	994	1001	-7	15.3	27.66
21/07/2011 03:52	20.1	14.4	0	0	0	5	995	1001	-6	15.3	27.66
21/07/2011 05:52	20.6	13.9	0	0	0	0	995	1001	-6	15.3	27.67
21/07/2011 07:52	20.6	13.9	0	0	0	2	996	1003	-7	15.3	27.67
21/07/2011 09:52	20.6	14.4	0	0	0	2	996	1003	-7	15.3	27.68
21/07/2011 11:52	20.1	13.9	0	0	0	2	997	1003	-6	15.3	27.68
21/07/2011 13:52	20.1	13.9	0	0	0	2	997	1004	-7	15.3	27.69
21/07/2011 15:52	20.6	13.9	0	0	0	2	998	1004	-6	15.3	27.69
21/07/2011 17:52	20.1	13.9	0	0	0	3	998	1004	-6	15.3	27.7
21/07/2011 19:52	20.1	13.9	0	0	0	3	999	1005	-6	15.3	27.7
21/07/2011 21:52	20.1	13.9	0	0	0	2	999	1006	-7	15.3	27.71
21/07/2011 23:52	19.5	13.3	0	0	0	2	1000	1006	-6	15.4	27.71
22/07/2011 01:52	19.5	13.3	0	0	0	2	1000	1006	-6	15.4	27.72
22/07/2011 03:52	19.5	13.9	0	0	0	1	1001	1006	-5	15.4	27.72
22/07/2011 05:52	19.5	13.9	0	0	0	0	1001	1007	-6	15.4	27.73
22/07/2011 07:52	19.5	13.3	0	0	0	3	1001	1006	-5	15.4	27.73
22/07/2011 09:52	18.5	13.3	0	0	0	0	1002	1006	-4	15.4	27.73

## Raw data for peat site 1

(NB: only few of the datasets is shown here as this paper cannot contain all of the data)

Date and Time	CH4	CO2	O2	H2S	BH	Barometric	Different pressure	Temperature	Water level
09/02/2011 13:58	0	-0.27	-0.82	57	1085	1014	71	11.56	0
09/02/2011 14:58	0.12	0.98	0.06	59	1016	1014	2	9.75	0
09/02/2011 15:58	0.12	1.25	0.05	59	1016	1015	1	8.38	0
09/02/2011 16:58	0.1	1.35	0.14	60	1015	1015	0	7.69	0
09/02/2011 17:58	0.12	1.38	0.37	59	1015	1015	0	7.38	0
09/02/2011 18:58	0.12	1.28	0.76	60	1014	1015	-1	7.13	0
09/02/2011 19:58	0.12	1.38	0.88	59	1014	1015	-1	6.94	0
09/02/2011 20:58	0.11	1.31	1.37	61	1014	1014	0	7.13	0
09/02/2011 21:58	0.08	1.31	1.72	61	1013	1014	-1	7.19	0
09/02/2011 22:58	0.13	1.35	2.09	61	1013	1014	-1	7.13	0
09/02/2011 23:58	0.08	1.44	2.33	60	1013	1014	-1	7.13	0
10/02/2011 00:58	0.11	1.35	2.86	60	1013	1013	0	7.25	0
10/02/2011 01:58	0.13	1.38	3.22	60	1013	1013	0	7.44	0
10/02/2011 02:58	0.1	1.38	3.53	60	1013	1014	-1	7.5	0
10/02/2011 03:58	0.11	1.41	3.69	59	1013	1014	-1	7.31	0
10/02/2011 04:58	0.11	1.51	3.76	60	1013	1014	-1	7.06	0



10/02/2011 05:58	0.1	1.44	4.12	60	1014	1015	-1	6.75	0
10/02/2011 06:58	0.11	1.55	4.11	60	1014	1015	-1	6.44	0
10/02/2011 07:58	0.07	1.51	4.32	60	1014	1016	-2	6.25	0
10/02/2011 08:58	0.1	1.48	4.5	61	1014	1016	-2	6.19	0
10/02/2011 09:58	0.11	1.65	4.51	61	1015	1016	-1	6.69	0
10/02/2011 10:58	0.11	1.64	4.67	59	1015	1016	-1	7.48	0
10/02/2011 11:58	0.11	1.65	4.84	60	1014	1015	-1	8.31	0
10/02/2011 12:58	0.06	1.51	5.17	59	1013	1014	-1	8.69	0
10/02/2011 13:58	0.11	1.71	5.16	58	1013	1014	-1	9.06	0
10/02/2011 14:58	0.12	1.71	5.34	60	1013	1014	-1	9.06	0
10/02/2011 15:58	0.11	1.74	5.49	59	1013	1013	0	8.69	0
10/02/2011 16:58	0.1	1.64	5.71	60	1012	1013	-1	7.69	0
10/02/2011 17:58	0.08	1.58	5.89	60	1012	1013	-1	6.46	0
10/02/2011 18:58	0.11	1.74	6	60	1013	1014	-1	5.88	0
10/02/2011 19:58	0.12	1.68	6.27	62	1013	1014	-1	5.94	0
10/02/2011 20:58	0.12	1.74	6.37	60	1013	1014	-1	6.13	0
10/02/2011 21:58	0.11	1.68	6.59	61	1013	1014	-1	6.25	0
10/02/2011 22:58	0.12	1.78	6.61	60	1012	1014	-2	6.19	0
10/02/2011 23:58	0.11	1.78	6.75	60	1012	1014	-2	6.04	0
11/02/2011 00:58	0.1	1.78	6.86	60	1012	1014	-2	5.88	0
11/02/2011 01:58	0.1	1.71	7.01	62	1012	1013	-1	5.81	0
11/02/2011 02:58	0.1	1.74	7.04	61	1011	1013	-2	5.81	0
11/02/2011 03:58	0.08	1.84	6.97	61	1011	1013	-2	5.81	0
11/02/2011 04:58	0.11	1.81	7.09	61	1011	1013	-2	5.88	0
11/02/2011 05:58	0.11	1.81	7.12	60	1011	1013	-2	5.94	0
11/02/2011 06:58	0.1	1.81	7.15	62	1011	1013	-2	5.94	0
11/02/2011 07:58	0.07	1.87	7.09	61	1011	1013	-2	6.06	0
11/02/2011 08:58	0.11	1.88	7.27	61	1012	1014	-2	6.31	0
11/02/2011 09:58	0.1	1.88	7.33	60	1012	1013	-1	6.5	0
11/02/2011 10:58	0.1	1.87	7.39	60	1012	1013	-1	7.23	0
11/02/2011 11:58	0.1	1.97	7.41	60	1012	1013	-1	7.63	0
11/02/2011 12:58	0.11	1.94	7.56	60	1011	1013	-2	8.44	0
11/02/2011 13:58	0.1	2.01	7.57	59	1011	1012	-1	8.81	0
11/02/2011 14:58	0.12	1.94	7.76	60	1011	1012	-1	9.31	0
11/02/2011 15:58	0.11	2.04	7.79	59	1011	1012	-1	9.06	0
11/02/2011 16:58	0.1	2.01	7.9	59	1011	1012	-1	8.68	0
11/02/2011 17:58	0.12	2.01	8	60	1011	1012	-1	8.31	0
11/02/2011 18:58	0.11	1.97	8.14	59	1012	1013	-1	8.19	0
11/02/2011 19:58	0.12	2.01	8.14	60	1012	1013	-1	8.06	0
11/02/2011 20:58	0.13	2.08	8.04	58	1012	1013	-1	8.05	0
11/02/2011 21:58	0.08	2.11	8.05	58	1013	1013	0	8.06	0
11/02/2011 22:58	0.08	2.04	8.14	60	1013	1013	0	7.91	0
11/02/2011 23:58	0.07	2.01	8.15	59	1012	1013	-1	7.68	0
12/02/2011 00:58	0.11	2.08	8.16	60	1012	1013	-1	7.31	0
12/02/2011 01:58	0.1	2.11	8.19	60	1012	1013	-1	7.3	0
12/02/2011 02:58	0.12	2.11	8.22	59	1012	1013	-1	7.61	0
12/02/2011 03:58	0.08	2.14	8.22	60	1012	1013	-1	7.54	0
12/02/2011 04:58	0.13	2.21	8.19	59	1012	1013	-1	7.19	0
12/02/2011 05:58	0.12	2.14	8.29	59	1013	1014	-1	6.88	0
12/02/2011 06:58	0.1	2.17	8.31	61	1013	1014	-1	6.5	0
12/02/2011 07:58	0.12	2.17	8.42	60	1013	1015	-2	6.19	0
12/02/2011 08:58	0.11	2.24	8.51	61	1013	1015	-2	6.19	0
12/02/2011 09:58	0.1	2.17	8.78	60	1013	1015	-2	6.38	0
12/02/2011 10:58	0.12	2.21	8.94	60	1013	1015	-2	6.81	0
12/02/2011 11:58	0.11	2.14	9.21	60	1012	1014	-2	7.13	0
12/02/2011 12:58	0.11	2.24	9.31	60	1012	1014	-2	7.24	0
12/02/2011 13:58	0.11	2.11	9.61	59	1012	1013	-1	7.74	0
12/02/2011 14:58	0.1	2.17	9.77	61	1012	1014	-2	6.88	0
12/02/2011 15:58	0.1	2.14	9.87	61	1011	1013	-2	6.94	0
12/02/2011 16:58	0.11	2.08	10.05	61	1011	1013	-2	6.25	0
12/02/2011 17:58	0.08	2.08	10.11	62	1011	1013	-2	4.99	0

12/02/2011 18:58	0.08	2.08	10.14	63	1011	1014	-3	3.56	0
12/02/2011 19:58	0.07	2.08	10.22	63	1010	1014	-4	2.75	0
12/02/2011 20:58	0.07	2.04	10.33	64	1010	1014	-4	2.58	0
12/02/2011 21:58	0.07	2.08	10.38	63	1010	1013	-3	2.68	0
12/02/2011 22:58	0.1	2.08	10.46	62	1009	1013	-4	2.83	0
12/02/2011 23:58	0.07	2.04	10.52	61	1008	1011	-3	3.25	0
13/02/2011 00:58	0.1	2.04	10.61	63	1007	1010	-3	3.66	0
13/02/2011 01:58	0.07	2.04	10.64	61	1006	1009	-3	4.13	0
13/02/2011 02:58	0.07	2.11	10.6	61	1005	1008	-3	4.56	0
13/02/2011 03:58	0.08	2.11	10.62	61	1003	1006	-3	4.94	0
13/02/2011 04:58	0.08	2.11	10.67	62	1003	1005	-2	5.06	0
13/02/2011 05:58	0.07	2.11	10.68	62	1001	1004	-3	5.31	0
13/02/2011 06:58	0.11	2.14	10.65	61	1000	1003	-3	5.56	0
13/02/2011 07:58	0.07	2.11	10.71	61	1000	1002	-2	5.85	0
13/02/2011 08:58	0.1	2.11	10.72	61	999	1001	-2	6.24	0
13/02/2011 09:58	0.1	2.11	10.77	61	998	1000	-2	6.63	0
13/02/2011 10:58	0.1	2.11	10.84	61	998	1000	-2	6.94	0
13/02/2011 11:58	0.06	2.11	10.92	59	998	1000	-2	7.31	0
13/02/2011 12:58	0.11	2.08	11	60	997	999	-2	7.56	0
13/02/2011 13:58	0.11	2.11	11	60	997	998	-1	7.81	0
13/02/2011 14:58	0.08	2.11	10.98	60	997	998	-1	7.75	0
13/02/2011 15:58	0.11	2.11	10.98	59	997	998	-1	7.56	0
13/02/2011 16:58	0.07	2.11	10.97	60	997	998	-1	7.31	0
13/02/2011 17:58	0.1	2.11	10.97	60	998	999	-1	7.06	0
13/02/2011 18:58	0.08	2.14	10.97	61	998	999	-1	6.8	0
13/02/2011 19:58	0.08	2.14	10.97	61	999	1000	-1	6.5	0
13/02/2011 20:58	0.08	2.17	10.97	62	999	1000	-1	6.31	0
13/02/2011 21:58	0.07	2.17	10.98	63	999	1000	-1	6.19	0
13/02/2011 22:58	0.06	2.17	11	60	999	1000	-1	6.13	0
13/02/2011 23:58	0.08	2.14	10.99	61	999	1000	-1	6.05	0
14/02/2011 00:58	0.1	2.24	11.04	61	999	1001	-2	5.81	0
14/02/2011 01:58	0.06	2.21	11.05	61	999	1002	-3	5.44	0
14/02/2011 02:58	0.08	2.14	11.29	61	1000	1002	-2	5.06	0
14/02/2011 03:58	0.07	2.14	11.47	62	1000	1003	-3	4.08	0
14/02/2011 04:58	0.07	2.04	11.67	62	1000	1004	-4	3	0
14/02/2011 05:58	0.08	2.01	11.87	63	1001	1005	-4	2.49	0
14/02/2011 06:58	0.06	1.98	12.14	64	1000	1005	-5	2.38	0
14/02/2011 07:58	0.07	1.94	12.28	63	1001	1005	-4	2.48	0
14/02/2011 08:58	0.07	1.84	12.51	63	1001	1005	-4	2.88	0
14/02/2011 09:58	0.07	1.88	12.68	62	1001	1005	-4	3.48	0
14/02/2011 10:58	0.06	1.88	12.81	63	1001	1005	-4	4.41	0
14/02/2011 11:58	0.06	1.81	13	62	1001	1005	-4	5.19	0
14/02/2011 12:58	0.06	1.81	13.11	61	1001	1004	-3	5	0
14/02/2011 13:58	0.06	1.81	13.22	62	1001	1004	-3	5.31	0
14/02/2011 14:58	0.06	1.78	13.34	61	1001	1004	-3	5.93	0
14/02/2011 15:58	0.05	1.74	13.42	62	1001	1004	-3	5.13	0
14/02/2011 16:58	0.04	1.71	13.46	62	1001	1005	-4	4.25	0
14/02/2011 17:58	0.07	1.71	13.5	62	1001	1005	-4	3.5	0
14/02/2011 18:58	0.06	1.68	13.51	63	1002	1005	-3	2.75	0
14/02/2011 19:58	0.05	1.68	13.57	64	1002	1006	-4	2.19	0
14/02/2011 20:58	0.05	1.68	13.6	64	1002	1006	-4	1.69	0
14/02/2011 21:58	0.05	1.65	13.62	64	1001	1006	-5	0.99	0
14/02/2011 22:58	0.05	1.65	13.63	65	1001	1005	-4	0.76	0
14/02/2011 23:58	0.02	1.61	13.66	64	1000	1005	-5	0.75	0
15/02/2011 00:58	0.05	1.61	13.7	64	1000	1005	-5	0.75	0
15/02/2011 01:58	0.05	1.61	13.72	65	999	1004	-5	0.36	0
15/02/2011 02:58	0.07	1.58	13.85	65	999	1004	-5	0.25	0
15/02/2011 03:58	0.06	1.58	13.77	64	998	1003	-5	0.44	0
15/02/2011 04:58	0.04	1.58	13.82	65	997	1002	-5	1.06	0
15/02/2011 05:58	0.02	1.58	13.85	64	997	1001	-4	1.31	0
15/02/2011 06:58	0.05	1.58	13.86	65	995	1000	-5	1.87	0

15/02/2011 07:58	0.05	1.58	13.78	64	995	999	-4	1.81	0
15/02/2011 08:58	0.04	1.58	13.88	63	994	998	-4	2.44	0
15/02/2011 09:58	0.05	1.58	13.91	63	994	997	-3	3.22	0
15/02/2011 10:58	0.06	1.55	13.92	62	993	996	-3	3.81	0
15/02/2011 11:58	0.05	1.58	13.95	62	992	996	-4	4.2	0
15/02/2011 12:58	0.05	1.58	13.96	63	992	995	-3	4.75	0
15/02/2011 13:58	0.02	1.55	13.98	63	991	994	-3	4.94	0
15/02/2011 14:58	0.06	1.58	13.99	62	990	993	-3	4.88	0
15/02/2011 15:58	0.05	1.55	13.96	62	990	993	-3	4.75	0
15/02/2011 16:58	0.06	1.55	13.98	63	990	993	-3	4.63	0
15/02/2011 17:58	0.04	1.58	13.96	62	990	993	-3	4.44	0
15/02/2011 18:58	0.02	1.58	13.94	62	990	993	-3	4.31	0
15/02/2011 19:58	0.06	1.55	13.97	62	990	993	-3	4.38	0
15/02/2011 20:58	0.06	1.55	13.94	61	990	993	-3	4.49	0
15/02/2011 21:58	0.05	1.55	13.96	63	990	993	-3	4.5	0
15/02/2011 22:58	0.05	1.58	13.96	62	990	993	-3	4.56	0
15/02/2011 23:58	0.02	1.55	13.94	62	991	994	-3	4.69	0
16/02/2011 00:58	0.04	1.55	13.96	62	992	994	-2	4.63	0
16/02/2011 01:58	0.04	1.55	13.92	63	992	995	-3	4.38	0
16/02/2011 02:58	0.05	1.55	13.91	62	992	995	-3	4	0
16/02/2011 03:58	0.04	1.55	13.89	62	993	996	-3	3.19	0
16/02/2011 04:58	0.05	1.55	13.88	63	994	997	-3	2.5	0
16/02/2011 05:58	0.05	1.58	13.85	64	994	998	-4	1.63	0
16/02/2011 06:58	0.06	1.55	13.86	64	995	999	-4	1.25	0
16/02/2011 07:58	0.05	1.48	13.9	64	995	1000	-5	0.76	0
16/02/2011 08:58	0.05	1.48	14.12	64	996	1001	-5	0.69	0
16/02/2011 09:58	0.03	1.48	14.06	64	997	1001	-4	1.6	0
16/02/2011 10:58	0.05	1.48	14.15	62	997	1000	-3	4.25	0
16/02/2011 11:58	0.05	1.48	14.3	61	997	1000	-3	6.19	0
16/02/2011 12:58	0.05	1.48	14.35	61	997	1000	-3	7.31	0
16/02/2011 13:58	0.04	1.44	14.4	62	997	1000	-3	7.13	0
16/02/2011 14:58	0.04	1.44	14.4	61	997	1000	-3	6.31	0
16/02/2011 15:58	0.04	1.44	14.39	60	998	1001	-3	5.5	0
16/02/2011 16:58	0.05	1.38	14.42	62	998	1002	-4	4.88	0
16/02/2011 17:58	0.04	1.41	14.42	63	999	1003	-4	4.25	0
16/02/2011 18:58	0.04	1.38	14.5	62	1000	1004	-4	3.75	0
16/02/2011 19:58	0.04	1.38	14.45	63	1000	1005	-5	3.8	0
16/02/2011 20:58	0.04	1.35	14.5	63	1001	1005	-4	4.06	0
16/02/2011 21:58	0.01	1.35	14.58	62	1001	1005	-4	4.3	0
16/02/2011 22:58	0.04	1.35	14.62	63	1002	1006	-4	4.44	0
16/02/2011 23:58	0.05	1.35	14.65	63	1003	1006	-3	4.37	0
17/02/2011 00:58	0.05	1.32	14.66	62	1003	1007	-4	4.13	0
17/02/2011 01:58	0.04	1.31	14.66	63	1004	1008	-4	3.25	0
17/02/2011 02:58	0.02	1.31	14.66	63	1004	1008	-4	2.94	0
17/02/2011 03:58	0.05	1.31	14.66	63	1004	1009	-5	2.58	0
17/02/2011 04:58	0.05	1.28	14.69	64	1005	1009	-4	2.31	0
17/02/2011 05:58	0.02	1.28	14.71	64	1006	1010	-4	2.3	0
17/02/2011 06:58	0.04	1.28	14.74	63	1006	1011	-5	2.31	0
17/02/2011 07:58	0.01	1.28	14.74	63	1008	1013	-5	1.69	0
17/02/2011 08:58	0.04	1.25	13.63	64	1008	1013	-5	1.7	0
17/02/2011 09:58	0.05	1.28	14.82	63	1009	1013	-4	2.62	0
17/02/2011 10:58	0.05	1.28	14.88	62	1009	1013	-4	4.56	0
17/02/2011 11:58	0.02	1.28	14.97	63	1009	1013	-4	5.58	0
17/02/2011 12:58	0.04	1.28	15.01	60	1010	1013	-3	6.44	0
17/02/2011 13:58	0.05	1.25	15.05	61	1009	1013	-4	6.9	0
17/02/2011 14:58	0.04	1.25	15.06	61	1010	1013	-3	7.25	0
17/02/2011 15:58	0.05	1.25	15.08	60	1010	1013	-3	7	0
17/02/2011 16:58	0.01	1.25	15.06	61	1010	1014	-4	6.5	0
17/02/2011 17:58	0.01	1.21	15.1	61	1011	1015	-4	5.81	0
17/02/2011 18:58	0.05	1.21	15.11	61	1012	1016	-4	5.24	0
17/02/2011 19:58	0.04	1.21	15.11	62	1013	1017	-4	4.94	0

17/02/2011 20:58	0.02	1.21	15.07	63	1013	1017	-4	4.81	0
17/02/2011 21:58	0.04	1.25	15.08	62	1013	1018	-5	4.63	0
17/02/2011 22:58	0.01	1.21	15.1	62	1014	1018	-4	4.44	0
17/02/2011 23:58	0.04	1.21	15.09	63	1014	1018	-4	4.38	0
18/02/2011 00:58	0.05	1.21	15.09	62	1014	1018	-4	4.31	0
18/02/2011 01:58	0.02	1.21	15.08	61	1014	1018	-4	4.18	0
18/02/2011 02:58	0.05	1.18	15.12	63	1014	1018	-4	4.1	0
18/02/2011 03:58	0.05	1.21	15.12	63	1014	1019	-5	4	0
18/02/2011 04:58	0.04	1.18	15.13	61	1014	1019	-5	4.05	0
18/02/2011 05:58	0.01	1.18	15.14	63	1014	1019	-5	4.13	0
18/02/2011 06:58	0.02	1.21	15.16	61	1014	1019	-5	4.13	0
18/02/2011 07:58	0.02	1.18	15.11	63	1015	1019	-4	4.19	0
18/02/2011 08:58	0.05	1.18	15.17	62	1015	1019	-4	4.25	0
18/02/2011 09:58	0.05	1.18	15.14	62	1015	1019	-4	4.31	0
18/02/2011 10:58	0.04	1.15	15.17	62	1015	1019	-4	4.75	0
18/02/2011 11:58	0.04	1.18	15.22	61	1015	1019	-4	5.19	0
18/02/2011 12:58	0.02	1.18	15.22	61	1014	1018	-4	5.44	0
18/02/2011 13:58	0.05	1.18	15.19	61	1014	1018	-4	5.44	0
18/02/2011 14:58	0.01	1.18	15.23	62	1014	1018	-4	5.44	0
18/02/2011 15:58	0.02	1.15	15.22	62	1014	1018	-4	4.88	0
18/02/2011 16:58	0.04	1.15	15.16	61	1014	1018	-4	4.56	0
18/02/2011 17:58	0.04	1.15	15.2	63	1013	1018	-5	4.56	0
18/02/2011 18:58	0.06	1.18	15.19	63	1013	1018	-5	4.37	0
18/02/2011 19:58	0.05	1.18	15.19	62	1013	1018	-5	4	0
18/02/2011 20:58	0.04	1.15	15.14	63	1013	1018	-5	3.69	0
18/02/2011 21:58	0.04	1.15	15.12	62	1013	1018	-5	3.31	0
18/02/2011 22:58	0.06	1.15	15.17	63	1013	1018	-5	3.06	0
18/02/2011 23:58	0.04	1.15	15.16	63	1013	1017	-4	2.9	0
19/02/2011 00:58	0	1.15	15.06	63	1012	1017	-5	2.75	0
19/02/2011 01:58	0.02	1.15	14.12	63	1012	1017	-5	2.5	0
19/02/2011 02:58	0.02	1.15	15.12	64	1012	1017	-5	2.25	0
19/02/2011 03:58	0.05	1.11	15.42	62	1012	1016	-4	2.19	0
19/02/2011 04:58	0.04	1.15	15.11	64	1012	1017	-5	2.25	0
19/02/2011 05:58	0.05	1.18	15.11	64	1013	1017	-4	2.29	0
19/02/2011 06:58	0.06	1.15	15.32	62	1014	1017	-3	2.19	0
19/02/2011 07:58	0.04	1.15	15.11	65	1015	1018	-3	2.24	0
19/02/2011 08:58	0.02	1.18	15.11	65	1014	1018	-4	2.38	0
19/02/2011 09:58	0.04	1.15	15.11	62	1014	1018	-4	2.62	0
19/02/2011 10:58	0.04	1.15	15.13	64	1014	1018	-4	3	0
19/02/2011 11:58	0.05	1.15	15.16	63	1014	1018	-4	3.54	0
19/02/2011 12:58	0.04	1.15	15.16	63	1014	1018	-4	3.81	0
19/02/2011 13:58	0.04	1.18	15.11	63	1014	1018	-4	3.88	0
19/02/2011 14:58	0.05	1.18	15.12	63	1014	1018	-4	4.19	0
19/02/2011 15:58	0.04	1.18	15.17	63	1014	1019	-5	4.25	0
19/02/2011 16:58	0.02	1.18	15.11	62	1014	1019	-5	4.06	0
19/02/2011 17:58	0.04	1.18	15.19	63	1015	1020	-5	3.93	0
19/02/2011 18:58	0.05	1.18	15.22	62	1016	1021	-5	3.77	0
19/02/2011 19:58	0.02	1.15	15.24	62	1016	1021	-5	3.69	0
19/02/2011 20:58	0.04	1.15	15.27	63	1016	1022	-6	3.44	0
19/02/2011 21:58	0.05	1.15	14.99	63	1016	1022	-6	2.94	0
19/02/2011 22:58	0.04	1.11	15.25	65	1017	1023	-6	1.68	0
23/02/2011 01:58	0.04	0.92	15.98	61	1017	1021	-4	5.59	0
23/02/2011 02:58	0.02	0.95	15.97	62	1016	1021	-5	5.81	0
23/02/2011 03:58	0.02	0.92	15.97	60	1016	1020	-4	6	0
23/02/2011 04:58	0.04	0.95	15.97	61	1016	1019	-3	6.13	0
23/02/2011 05:58	0.03	0.95	15.97	61	1016	1019	-3	6.22	0
23/02/2011 06:58	0.02	0.95	15.98	61	1016	1019	-3	6.25	0
23/02/2011 07:58	0.01	0.95	15.98	61	1016	1018	-2	6.55	0
23/02/2011 08:58	0.05	0.95	16.01	59	1016	1018	-2	7	0
23/02/2011 09:58	0.04	0.98	16.02	60	1015	1018	-3	7.69	0
23/02/2011 10:58	0.05	0.98	16.01	60	1015	1018	-3	8.31	0

23/02/2011 11:58	0.01	1.02	16.02	59	1015	1018	-3	8.69	0
23/02/2011 12:58	0.05	1.02	16.08	60	1015	1018	-3	9.19	0
23/02/2011 13:58	0.04	1.05	16.1	58	1015	1017	-2	10	0
23/02/2011 14:58	0.02	1.05	16.13	58	1014	1016	-2	11.16	0
27/02/2011 05:58	0.01	1.31	18.78	64	1022	1027	-5	2.99	0
27/02/2011 06:58	0.02	1.32	17.16	64	1022	1027	-5	2.69	0
27/02/2011 07:58	0.01	1.31	17.09	63	1022	1027	-5	3.19	0
27/02/2011 08:58	0.01	1.31	17.1	64	1022	1027	-5	3.88	0
27/02/2011 09:58	0.02	1.35	17.13	63	1023	1027	-4	4.96	0
03/03/2011 09:58	0.02	0.98	17.39	65	1042	1050	-8	31.69	0
03/03/2011 10:58	0.01	0.98	17.47	65	1042	1049	-7	1.25	0
03/03/2011 11:58	0.02	0.98	17.54	62	1041	1048	-7	2.81	0
03/03/2011 12:58	0.01	1.02	17.6	62	1041	1047	-6	4.18	0
03/03/2011 13:58	0.01	1.02	17.63	63	1040	1046	-6	4.94	0
03/03/2011 14:58	0.01	1.02	17.64	63	1039	1045	-6	5.25	0
03/03/2011 15:58	0.02	0.98	17.64	61	1039	1045	-6	5.25	0
03/03/2011 16:58	0.02	0.98	17.62	62	1039	1045	-6	4.6	0
03/03/2011 17:58	0.01	0.98	17.55	63	1040	1046	-6	3.44	0
03/03/2011 18:58	0.02	0.98	17.5	64	1040	1047	-7	2.25	0
03/03/2011 19:58	0.01	0.98	17.44	65	1040	1047	-7	1.31	0
03/03/2011 20:58	0.01	1.02	17.4	64	1040	1047	-7	1	0
03/03/2011 21:58	0.02	1.02	17.69	65	1040	1047	-7	1.44	0
03/03/2011 22:58	0.01	0.98	17.47	64	1040	1047	-7	2.38	0
03/03/2011 23:58	0.02	1.02	17.57	63	1039	1046	-7	2.93	0
04/03/2011 00:58	0.04	1.02	17.33	63	1039	1046	-7	2.99	0
04/03/2011 01:58	0.01	1.02	17.45	65	1039	1045	-6	2.88	0
04/03/2011 02:58	0.01	1.02	17.49	64	1038	1045	-7	2.75	0
04/03/2011 03:58	0.01	1.02	17.44	64	1039	1045	-6	1.66	0
04/03/2011 04:58	0.01	1.05	17.37	66	1038	1046	-8	0.5	0
04/03/2011 05:58	0.01	1.05	17.35	66	1038	1046	-8	0.13	0
04/03/2011 06:58	0.01	1.05	17.37	66	1039	1046	-7	0.56	0
04/03/2011 07:58	0.02	1.08	17.39	65	1038	1046	-8	1.19	0
04/03/2011 08:58	0.04	1.12	17.83	64	1038	1045	-7	2.69	0
04/03/2011 09:58	0.01	1.15	17.44	63	1038	1044	-6	4	0
04/03/2011 10:58	0.02	1.15	17.51	62	1037	1044	-7	5	0
04/03/2011 11:58	0.04	1.18	17.6	61	1036	1043	-7	6	0
04/03/2011 12:58	0.02	1.18	17.63	62	1036	1042	-6	6.75	0
04/03/2011 13:58	0.04	1.21	17.66	60	1035	1041	-6	7.63	0
04/03/2011 14:58	0.05	1.21	17.66	59	1034	1040	-6	7.87	0
04/03/2011 15:58	0.02	1.25	17.63	60	1034	1040	-6	7.69	0
04/03/2011 16:58	0.02	1.25	17.63	62	1034	1040	-6	7	0
04/03/2011 17:58	0.04	1.25	17.57	62	1035	1041	-6	5.63	0
04/03/2011 18:58	0.02	1.28	17.51	63	1035	1041	-6	4.38	0
04/03/2011 19:58	0.05	1.28	17.47	64	1035	1042	-7	3.63	0
04/03/2011 20:58	0.02	1.28	17.45	63	1035	1042	-7	3.31	0
04/03/2011 21:58	0.01	1.32	17.41	65	1036	1043	-7	2.13	0
04/03/2011 22:58	0.04	1.35	17.36	65	1036	1043	-7	1.38	0
04/03/2011 23:58	0.02	1.35	17.41	64	1035	1043	-8	1.25	0
05/03/2011 00:58	0.02	1.38	17.33	65	1035	1043	-8	1.05	0
05/03/2011 01:58	0.02	1.38	17.33	64	1035	1043	-8	1.25	0
05/03/2011 02:58	0.02	1.41	17.37	65	1035	1042	-7	1.69	0
05/03/2011 03:58	0.02	1.44	17.36	65	1034	1042	-8	2.06	0
05/03/2011 04:58	0.01	1.48	17.36	64	1034	1041	-7	2.25	0
05/03/2011 05:58	0.02	1.48	17.35	64	1034	1041	-7	1.94	0
05/03/2011 06:58	0	1.51	17.33	63	1034	1042	-8	1.87	0
05/03/2011 07:58	0.01	1.51	17.35	64	1035	1042	-7	2.13	0
05/03/2011 08:58	0.01	1.55	17.94	64	1034	1042	-8	3.19	0
05/03/2011 09:58	0	1.55	17.46	62	1034	1041	-7	4.7	0
05/03/2011 10:58	0.02	1.58	17.46	61	1034	1040	-6	5.88	0
05/03/2011 11:58	0.04	1.55	17.55	61	1034	1040	-6	6.5	0
05/03/2011 12:58	0.03	1.58	17.56	61	1034	1040	-6	6.94	0

05/03/2011 13:58	0.04	1.61	17.53	60	1034	1040	-6	7.06	0
05/03/2011 14:58	0.05	1.65	17.52	60	1034	1040	-6	6.93	0
05/03/2011 15:58	0.04	1.64	17.54	60	1034	1040	-6	6.63	0
05/03/2011 16:58	0.04	1.68	17.53	61	1034	1040	-6	6.25	0
05/03/2011 17:58	0.04	1.64	17.5	62	1034	1040	-6	5.55	0
05/03/2011 18:58	0	1.65	17.47	63	1035	1041	-6	4.83	0
05/03/2011 19:58	0.04	1.65	17.44	63	1035	1042	-7	4.38	0
05/03/2011 20:58	0.04	1.65	17.31	63	1035	1042	-7	3.94	0
05/03/2011 21:58	0.01	1.68	17.4	62	1036	1042	-6	3.56	0
05/03/2011 22:58	0.01	1.71	17.39	64	1036	1043	-7	3.38	0
05/03/2011 23:58	0.02	1.71	17.38	64	1036	1043	-7	3.13	0
06/03/2011 00:58	0.04	1.74	17.36	64	1036	1043	-7	3	0
06/03/2011 01:58	0.02	1.74	17.36	63	1036	1043	-7	2.88	0
06/03/2011 02:58	0.04	1.74	17.33	64	1036	1043	-7	2.69	0
06/03/2011 03:58	0.02	1.78	17.33	64	1036	1043	-7	2.55	0
06/03/2011 04:58	0.04	1.74	17.32	65	1036	1043	-7	2.37	0
06/03/2011 05:58	0.02	1.78	17.31	64	1035	1043	-8	2.13	0
06/03/2011 06:58	0.02	1.81	17.3	65	1036	1043	-7	2.06	0
06/03/2011 07:58	0.02	1.78	17.3	63	1036	1043	-7	2.13	0
06/03/2011 08:58	0.04	1.81	17.33	64	1036	1043	-7	2.75	0
06/03/2011 09:58	0.01	1.81	17.36	63	1036	1043	-7	3.63	0
06/03/2011 10:58	0.04	1.84	17.41	63	1036	1042	-6	4.69	0
06/03/2011 11:58	0.02	1.87	17.47	61	1035	1042	-7	6.06	0
06/03/2011 12:58	0.02	1.91	17.49	61	1034	1040	-6	7.19	0
06/03/2011 13:58	0.05	1.91	17.52	61	1034	1040	-6	7.94	0
06/03/2011 14:58	0.05	1.87	17.54	60	1033	1039	-6	7.69	0
06/03/2011 15:58	0.05	1.91	17.48	61	1033	1039	-6	7.19	0
06/03/2011 16:58	0.05	1.91	17.49	62	1033	1039	-6	6.5	0
06/03/2011 17:58	0.04	1.91	17.44	62	1034	1040	-6	5.19	0
06/03/2011 18:58	0.02	1.88	17.35	63	1034	1041	-7	3.19	0
06/03/2011 19:58	0.01	1.87	17.25	65	1035	1042	-7	1.38	0
06/03/2011 20:58	0.02	1.88	17.2	65	1035	1043	-8	0.25	0
06/03/2011 21:58	0.02	1.88	17.17	66	1035	1043	-8	31.63	0
06/03/2011 22:58	0.01	1.91	17.15	66	1035	1044	-9	31.44	0
06/03/2011 23:58	0.04	1.94	17.12	67	1035	1044	-9	30.81	0
07/03/2011 00:58	0.04	1.94	17.08	66	1035	1044	-9	30.31	0
07/03/2011 01:58	0.04	1.98	17.07	67	1035	1044	-9	29.99	0
07/03/2011 02:58	0.01	1.98	17.05	66	1035	1044	-9	29.75	0
07/03/2011 03:58	0	1.98	17.06	67	1035	1044	-9	29.88	0
07/03/2011 04:58	0.01	2.01	17.06	66	1035	1044	-9	30.13	0
07/03/2011 05:58	0.01	2.01	17.09	67	1035	1044	-9	30.75	0
07/03/2011 06:58	0.01	1.98	17.12	66	1035	1044	-9	31.44	0
07/03/2011 07:58	0.02	2.01	17.15	65	1035	1044	-9	31.81	0
07/03/2011 08:58	0.02	1.98	17.17	66	1035	1043	-8	0.12	0
07/03/2011 09:58	0.02	2.01	17.2	65	1035	1043	-8	0.63	0
07/03/2011 10:58	0.01	2.01	17.24	64	1034	1042	-8	1.88	0
07/03/2011 11:58	0.04	2.01	17.31	63	1034	1041	-7	3.44	0
07/03/2011 12:58	0.04	2.04	17.39	63	1033	1039	-6	5.25	0
07/03/2011 13:58	0.04	2.07	17.45	61	1032	1038	-6	6.38	0
07/03/2011 14:58	0.04	2.04	17.45	61	1031	1037	-6	6.38	0
07/03/2011 15:58	0.05	2.04	17.44	62	1031	1037	-6	6.5	0
07/03/2011 16:58	0.04	2.08	17.44	62	1030	1036	-6	5.95	0
07/03/2011 17:58	0.04	2.04	17.35	63	1030	1036	-6	4.31	0
07/03/2011 18:58	0.02	2.04	17.24	65	1031	1038	-7	1.88	0
07/03/2011 19:58	0.04	2.08	17.13	66	1030	1038	-8	0.25	0
07/03/2011 20:58	0.04	2.08	17.08	66	1030	1038	-8	31.25	0
07/03/2011 21:58	0.05	2.11	17.06	66	1030	1038	-8	30.69	0
07/03/2011 22:58	0.02	2.11	17.03	66	1030	1038	-8	30.25	0
07/03/2011 23:58	0.02	2.11	17.02	67	1029	1037	-8	30	0
08/03/2011 00:58	0.02	2.14	17	66	1029	1037	-8	29.94	0
08/03/2011 01:58	0.04	2.11	16.99	66	1028	1036	-8	29.75	0

08/03/2011 02:58	0.04	2.14	16.98	67	1027	1035	-8	29.55	0
08/03/2011 03:58	0.02	2.17	16.96	67	1026	1035	-9	29.38	0
08/03/2011 04:58	0.02	2.14	16.93	66	1026	1034	-8	29.13	0
08/03/2011 05:58	0.04	2.14	16.93	67	1025	1034	-9	29	0
08/03/2011 06:58	0.02	2.14	16.92	67	1025	1033	-8	28.87	0
08/03/2011 07:58	0.01	2.17	16.93	68	1024	1033	-9	29.13	0
08/03/2011 08:58	0.02	2.21	16.97	67	1024	1032	-8	30.48	0
08/03/2011 09:58	0.02	2.21	17.06	65	1023	1030	-7	0.13	0
08/03/2011 10:58	0.06	2.21	17.12	64	1022	1029	-7	1.56	0
08/03/2011 11:58	0.01	2.21	17.21	61	1021	1027	-6	3.75	0
08/03/2011 12:58	0.04	2.27	17.32	60	1020	1025	-5	6.13	0
08/03/2011 13:58	0.05	2.24	17.41	60	1018	1023	-5	8.1	0
08/03/2011 14:58	0.05	2.3	17.42	59	1018	1023	-5	8.56	0
08/03/2011 15:58	0.04	2.27	17.42	58	1017	1022	-5	8.19	0
08/03/2011 16:58	0.05	2.21	17.39	60	1017	1022	-5	7.13	0
08/03/2011 17:58	0.02	2.24	17.32	61	1017	1022	-5	5.75	0
08/03/2011 18:58	0.02	2.24	17.29	62	1017	1022	-5	5.13	0
08/03/2011 19:58	0.01	2.31	17.22	61	1016	1021	-5	4.81	0
08/03/2011 20:58	0.02	2.27	17.25	62	1016	1021	-5	4.69	0
08/03/2011 21:58	0.04	2.27	17.2	61	1015	1020	-5	4.75	0
08/03/2011 22:58	0.05	2.3	17.27	62	1014	1019	-5	5.34	0
08/03/2011 23:58	0.06	2.31	17.29	61	1013	1018	-5	5.75	0
09/03/2011 00:58	0.02	2.37	17.24	62	1013	1018	-5	5.75	0
09/03/2011 01:58	0.05	2.37	17.28	61	1013	1018	-5	5.95	0
09/03/2011 02:58	0.04	2.37	17.28	62	1013	1018	-5	6.13	0
09/03/2011 03:58	0.05	2.24	17.28	60	1013	1017	-4	6	0
09/03/2011 04:58	0.04	2.44	17.21	61	1013	1017	-4	5.5	0
09/03/2011 05:58	0.04	2.37	17.23	61	1013	1018	-5	4.69	0
09/03/2011 06:58	0.04	2.37	17.18	63	1013	1019	-6	4.3	0
09/03/2011 07:58	0.04	2.44	17.21	62	1014	1019	-5	4.74	0
09/03/2011 08:58	0.02	2.44	17.25	61	1014	1020	-6	5.69	0
09/03/2011 09:58	0.02	2.44	17.26	62	1015	1021	-6	4.84	0
09/03/2011 10:58	0.01	2.44	17.22	63	1015	1020	-5	5.16	0
09/03/2011 11:58	0.04	2.5	17.26	61	1015	1020	-5	6.81	0
09/03/2011 12:58	0.02	2.5	17.32	59	1016	1020	-4	7.99	0
09/03/2011 13:58	0.05	2.5	17.33	61	1016	1020	-4	7.55	0
09/03/2011 14:58	0.05	2.5	17.33	60	1015	1020	-5	7.88	0
09/03/2011 15:58	0.02	2.57	17.32	60	1015	1019	-4	8.19	0
09/03/2011 16:58	0.02	2.57	17.31	60	1015	1019	-4	7.81	0
09/03/2011 17:58	0.05	2.57	17.29	61	1014	1019	-5	6.88	0
09/03/2011 18:58	0.06	2.5	17.26	60	1014	1019	-5	6.43	0
09/03/2011 19:58	0.05	2.57	17.23	60	1014	1019	-5	6.69	0
09/03/2011 20:58	0.05	2.57	17.28	60	1013	1018	-5	7.15	0
09/03/2011 21:58	0.04	2.64	17.28	60	1013	1017	-4	7.31	0
09/03/2011 22:58	0.06	2.64	17.25	61	1012	1017	-5	7.19	0
09/03/2011 23:58	0.04	2.57	17.25	60	1012	1016	-4	6.88	0
10/03/2011 00:58	0.05	2.57	17.24	62	1010	1015	-5	6.75	0
10/03/2011 01:58	0.05	2.14	17.25	59	1010	1014	-4	6.94	0
10/03/2011 02:58	0.03	2.64	17.24	61	1010	1014	-4	6.81	0
10/03/2011 03:58	0.05	2.64	17.24	61	1009	1014	-5	6.88	0
10/03/2011 04:58	0.04	2.7	17.21	61	1008	1013	-5	7	0
10/03/2011 05:58	0.04	2.77	17.2	62	1008	1013	-5	7.06	0
10/03/2011 06:58	0.02	2.71	17.23	61	1008	1013	-5	7	0
10/03/2011 07:58	0.05	2.7	17.23	60	1008	1013	-5	7.19	0
10/03/2011 08:58	0.03	2.7	17.24	59	1008	1013	-5	7.69	0
10/03/2011 09:58	0.03	2.77	17.31	59	1009	1013	-4	9.43	0
10/03/2011 10:58	0.04	2.77	17.35	58	1008	1012	-4	10.39	0
10/03/2011 11:58	0.02	2.7	17.35	59	1009	1013	-4	10.06	0
10/03/2011 12:58	0.04	2.77	17.36	59	1008	1013	-5	10.56	0
10/03/2011 13:58	0.04	2.77	17.34	58	1009	1013	-4	9.31	0
10/03/2011 14:58	0.04	2.77	17.33	59	1009	1014	-5	8.29	0

10/03/2011 15:58	0.05	2.64	17.3	60	1010	1014	-4	7.5	0
10/03/2011 16:58	0.04	2.7	17.33	60	1010	1015	-5	7.5	0
10/03/2011 17:58	0.04	2.7	17.3	61	1011	1016	-5	6.69	0
10/03/2011 18:58	0.04	2.7	17.25	60	1012	1017	-5	5.81	0
10/03/2011 19:58	0.02	2.7	17.24	63	1013	1018	-5	5	0
10/03/2011 20:58	0.02	2.7	17.23	62	1013	1018	-5	5.19	0
10/03/2011 21:58	0.02	2.64	17.2	61	1013	1019	-6	4.38	0
10/03/2011 22:58	0.03	2.7	17.18	62	1014	1019	-5	4.25	0
10/03/2011 23:58	0.04	2.7	17.18	63	1014	1019	-5	4.19	0
11/03/2011 00:58	0.05	2.7	17.17	62	1014	1020	-6	4.18	0
11/03/2011 01:58	0.02	2.77	17.16	63	1015	1020	-5	4.06	0
11/03/2011 02:58	0.04	2.7	17.13	64	1015	1020	-5	3.88	0
11/03/2011 03:58	0.04	2.77	17.01	62	1014	1020	-6	3.87	0
11/03/2011 04:58	0.04	2.7	17.14	64	1015	1020	-5	3.81	0
11/03/2011 05:58	0.04	2.71	17.11	63	1015	1021	-6	2.94	0
11/03/2011 06:58	0.05	2.7	17.07	64	1015	1021	-6	2	0
11/03/2011 07:58	0.04	2.77	17.07	63	1015	1021	-6	2.44	0
11/03/2011 08:58	0.05	2.77	17.14	62	1015	1021	-6	4.12	0
11/03/2011 09:58	0.05	2.84	17.23	60	1015	1020	-5	6.06	0
11/03/2011 10:58	0.04	2.84	17.31	61	1015	1019	-4	7.62	0
11/03/2011 11:58	0.06	2.84	17.29	60	1014	1018	-4	8.19	0
11/03/2011 12:58	0.04	2.77	17.35	59	1013	1018	-5	8.5	0
11/03/2011 13:58	0.05	2.84	17.29	60	1012	1017	-5	8	0
11/03/2011 14:58	0.05	2.84	17.29	61	1011	1016	-5	7.88	0
11/03/2011 15:58	0.05	2.77	17.28	60	1010	1015	-5	7.19	0
11/03/2011 16:58	0.05	2.77	17.26	61	1010	1015	-5	6.88	0
11/03/2011 17:58	0.05	2.84	17.24	61	1010	1014	-4	6.69	0
11/03/2011 18:58	0.03	2.77	17.25	61	1010	1014	-4	6.56	0
11/03/2011 19:58	0.04	2.77	17.23	61	1009	1014	-5	6.56	0
11/03/2011 20:58	0.04	2.84	17.23	61	1009	1014	-5	6.61	0
11/03/2011 21:58	0.05	2.84	17.23	60	1009	1013	-4	6.63	0
11/03/2011 22:58	0.04	2.84	17.22	61	1009	1013	-4	6.3	0
11/03/2011 23:58	0.05	2.84	17.16	61	1008	1013	-5	5.88	0
12/03/2011 00:58	0.05	2.84	17.16	61	1008	1013	-5	5.38	0
12/03/2011 01:58	0.04	2.84	17.18	61	1008	1012	-4	5.81	0
12/03/2011 02:58	0.05	2.84	17.18	61	1007	1012	-5	5.88	0
12/03/2011 03:58	0.04	2.77	17.18	61	1007	1011	-4	5.63	0
12/03/2011 04:58	0.07	2.9	17.17	61	1006	1011	-5	5.56	0
12/03/2011 05:58	0.04	2.84	17.16	61	1006	1010	-4	5.56	0
12/03/2011 06:58	0.05	2.84	17.16	61	1006	1010	-4	5.63	0
12/03/2011 07:58	0.05	2.84	17.17	61	1005	1009	-4	5.93	0
12/03/2011 08:58	0.04	2.84	17.18	60	1005	1009	-4	6.38	0
12/03/2011 09:58	0.02	2.7	17.2	59	1004	1008	-4	7.13	0
12/03/2011 10:58	0.05	2.84	17.24	61	1003	1007	-4	7.94	0
12/03/2011 11:58	0.05	2.84	17.29	59	1003	1006	-3	9.06	0
12/03/2011 12:58	0.05	2.9	17.3	60	1002	1006	-4	9.38	0
12/03/2011 13:58	0.04	2.97	17.31	58	1001	1005	-4	9.69	0
12/03/2011 14:58	0.04	2.9	17.27	60	1001	1004	-3	9.19	0
12/03/2011 15:58	0.04	2.9	17.25	58	1000	1004	-4	8.88	0
12/03/2011 16:58	0.02	2.84	17.27	58	1000	1003	-3	8.81	0
12/03/2011 17:58	0.05	2.9	17.26	60	999	1003	-4	8.6	0
12/03/2011 18:58	0.04	2.9	17.24	59	999	1003	-4	8.19	0
12/03/2011 19:58	0.04	2.9	17.21	59	999	1003	-4	7.68	0
12/03/2011 20:58	0.04	2.9	17.17	61	999	1003	-4	7.13	0
12/03/2011 21:58	0.04	2.9	17.17	61	999	1003	-4	6.75	0
12/03/2011 22:58	0.05	2.9	17.16	61	999	1003	-4	6.63	0
12/03/2011 23:58	0.05	2.84	17.15	61	999	1003	-4	6.38	0
13/03/2011 00:58	0.04	2.9	17.14	62	999	1003	-4	6.2	0
13/03/2011 01:58	0.02	2.9	17.12	59	999	1003	-4	6.13	0
13/03/2011 02:58	0.04	2.9	17.12	61	999	1003	-4	5.98	0
13/03/2011 03:58	0.05	2.97	17.11	61	1000	1004	-4	5.81	0



13/03/2011 04:58	0.04	2.9	17.1	62	1000	1004	-4	5.44	0
13/03/2011 05:58	0.04	2.9	16.95	62	1001	1005	-4	4.44	0
13/03/2011 06:58	0.05	2.97	17.01	62	1002	1006	-4	3.81	0
13/03/2011 07:58	0.03	2.97	17.01	61	1002	1007	-5	4.13	0
13/03/2011 08:58	0.04	2.97	17.03	63	1003	1008	-5	4.5	0
13/03/2011 09:58	0.02	3.03	17.01	62	1004	1008	-4	5.06	0
13/03/2011 10:58	0.01	2.97	17.06	61	1005	1008	-3	5.28	0
13/03/2011 11:58	0.04	3.03	17.08	62	1005	1009	-4	6.06	0
13/03/2011 12:58	0.04	3.03	17.12	60	1005	1009	-4	7.09	0
13/03/2011 13:58	0.05	3.1	17.16	60	1005	1009	-4	7.94	0
13/03/2011 14:58	0.07	3.03	17.18	61	1005	1009	-4	8.25	0
13/03/2011 15:58	0.02	2.97	17.19	59	1006	1010	-4	8.63	0
13/03/2011 16:58	0.05	3.03	17.16	60	1007	1011	-4	7.69	0
13/03/2011 17:58	0.02	3.1	17.09	62	1008	1013	-5	5.94	0
13/03/2011 18:58	0.02	3.03	17.04	63	1009	1014	-5	4.31	0
13/03/2011 19:58	0.05	2.97	16.96	64	1010	1016	-6	2.56	0
13/03/2011 20:58	0.04	3.04	16.91	65	1011	1017	-6	1.36	0
13/03/2011 21:58	0.02	2.97	16.87	65	1012	1018	-6	0.5	0
13/03/2011 22:58	0.04	2.97	16.85	66	1013	1019	-6	31.88	0
13/03/2011 23:58	0.02	3.04	16.82	66	1013	1020	-7	31.31	0
14/03/2011 00:58	0.04	3.04	16.82	66	1014	1021	-7	31.03	0
14/03/2011 01:58	0.01	2.97	16.82	66	1015	1022	-7	30.75	0
14/03/2011 02:58	0.04	2.97	16.81	67	1016	1023	-7	30.44	0
14/03/2011 03:58	0.04	2.9	16.82	66	1016	1024	-8	30.5	0
14/03/2011 04:58	0.01	2.97	16.83	67	1017	1025	-8	30.31	0
14/03/2011 05:58	0.02	2.9	16.83	66	1018	1026	-8	30.13	0
14/03/2011 06:58	0.02	2.9	16.84	68	1019	1027	-8	30	0
14/03/2011 07:58	0.02	2.91	16.86	66	1019	1027	-8	30.18	0
14/03/2011 08:58	0.02	2.9	16.93	65	1020	1027	-7	31.41	0
14/03/2011 09:58	0.04	2.9	17.04	64	1020	1027	-7	1.69	0
14/03/2011 10:58	0.02	2.9	17.15	63	1020	1026	-6	3.94	0
14/03/2011 11:58	0.02	2.9	17.28	61	1020	1025	-5	6.63	0
14/03/2011 12:58	0.05	2.9	17.32	60	1020	1025	-5	7.46	0
14/03/2011 13:58	0.05	2.9	17.39	59	1019	1024	-5	8.88	0
14/03/2011 14:58	0.04	2.9	17.39	59	1019	1024	-5	9	0
14/03/2011 15:58	0.05	2.9	17.37	60	1019	1024	-5	8.88	0
14/03/2011 16:58	0.05	2.84	17.37	59	1020	1024	-4	8.25	0
14/03/2011 17:58	0.04	2.9	17.33	61	1020	1026	-6	6.87	0
14/03/2011 18:58	0.01	2.84	17.28	60	1021	1026	-5	5.69	0
14/03/2011 19:58	0.04	2.77	17.25	61	1021	1027	-6	4.75	0
14/03/2011 20:58	0.04	2.77	17.22	62	1021	1027	-6	4.25	0
14/03/2011 21:58	0.02	2.84	17.18	62	1021	1027	-6	3.5	0
14/03/2011 22:58	0.04	2.77	17.15	63	1021	1028	-7	2.88	0
14/03/2011 23:58	0.04	2.77	17.12	63	1021	1027	-6	2.55	0
15/03/2011 00:58	0.02	2.84	17.15	62	1021	1027	-6	3.2	0
15/03/2011 01:58	0.05	2.84	17.19	62	1020	1026	-6	4.19	0
15/03/2011 02:58	0.02	2.84	17.21	61	1020	1025	-5	4.59	0
15/03/2011 03:58	0.05	2.84	17.21	63	1019	1025	-6	4.69	0
15/03/2011 04:58	0.02	2.77	17.22	62	1019	1024	-5	4.75	0
15/03/2011 05:58	0.04	2.9	17.23	62	1018	1024	-6	5	0
15/03/2011 06:58	0.05	2.84	17.24	62	1018	1024	-6	5.19	0
15/03/2011 07:58	0.04	2.84	17.25	61	1018	1024	-6	5.44	0
15/03/2011 08:58	0.05	2.84	17.28	61	1018	1023	-5	6.13	0
15/03/2011 09:58	0.05	2.9	17.32	59	1018	1023	-5	7.18	0
15/03/2011 10:58	0	2.84	17.36	59	1018	1022	-4	8.13	0
15/03/2011 11:58	0.02	2.9	17.4	58	1017	1022	-5	9.75	0
15/03/2011 12:58	0.04	2.84	17.48	56	1017	1021	-4	11.13	0
15/03/2011 13:58	0.05	2.9	17.49	56	1017	1021	-4	11.5	0
15/03/2011 14:58	0.05	2.84	17.48	57	1017	1021	-4	10.88	0
15/03/2011 15:58	0.02	2.77	17.46	58	1017	1022	-5	9.75	0
15/03/2011 16:58	0.06	2.84	17.41	59	1017	1022	-5	9.25	0

## Raw data for Peat site 2

(NB: only few of the datasets is shown here as this paper cannot contain all of the data)

Date and Time	CH4	CO2	O2	VOC	H2S	CO	Borehole	Atmospheric	Different pressure	Temperature	Water level
20/01/2011 08:59	0	2	0	649	0	0	940	942	-2	14.8	20.83
20/01/2011 09:58	0	2	0	704	0	0	941	947	-6	16.2	20.84
20/01/2011 10:58	0	2	0	607	0	0	919	933	-14	13.2	20.62
20/01/2011 11:58	0	2	0	556	0	0	896	918	-22	11.1	20.38
20/01/2011 12:58	0	2	0	538	0	0	889	892	-3	10.7	20.31
20/01/2011 13:58	0	2	0	555	0	0	888	891	-3	12	20.3
20/01/2011 14:58	0	2	0	498	0	0	886	889	-3	5.4	20.28
20/01/2011 15:58	0.8	2.8	0	479	0	0	886	890	-4	0.6	20.28
20/01/2011 16:58	1	2.9	0	469	0	0	887	890	-3	0	20.29
20/01/2011 17:58	1.1	2.8	0	463	0	0	887	890	-3	0	20.29
20/01/2011 18:58	1.1	2.9	0	460	0	0	887	891	-4	0	20.29
20/01/2011 19:58	1.1	2.9	0	457	0	0	888	891	-3	0	20.3
20/01/2011 20:58	1	2.8	0	454	0	0	888	891	-3	0	20.3
20/01/2011 21:58	1	2.8	0	450	0	0	888	891	-3	0	20.3
20/01/2011 22:58	0.9	2.7	0	450	0	0	888	892	-4	0	20.3
20/01/2011 23:58	0.8	2.7	0	450	0	0	888	891	-3	0	20.3
21/01/2011 00:58	0.8	2.6	0	447	0	0	888	892	-4	0	20.3
21/01/2011 01:58	0.8	2.6	0	446	0	0	888	892	-4	0	20.3
21/01/2011 02:58	0.6	2.5	0	446	0	0	888	892	-4	0	20.3
21/01/2011 03:58	0.6	2.5	0	444	0	0	888	892	-4	0	20.3
21/01/2011 04:58	0.6	2.5	0	445	0	0	888	891	-3	0	20.3
21/01/2011 05:58	0.6	2.5	0	442	0	0	887	891	-4	0	20.29
21/01/2011 06:58	0.6	2.4	0	442	0	0	888	891	-3	0	20.3
21/01/2011 07:58	0.5	2.4	0	440	0	0	888	892	-4	0	20.3
21/01/2011 08:58	0.4	2.4	0	441	0	0	889	892	-3	0	20.31
21/01/2011 09:58	0.4	2.3	0	443	0	0	889	892	-3	0	20.31
21/01/2011 10:58	0.4	2.3	0	447	0	0	889	892	-3	0	20.31
21/01/2011 11:58	0.4	2.3	0	447	0	0	889	892	-3	0	20.31
21/01/2011 12:58	0.3	2.3	0	449	0	0	889	892	-3	0	20.31
21/01/2011 13:58	0.3	2.3	0	449	0	0	889	892	-3	0	20.31
21/01/2011 14:58	0.3	2.3	0	449	0	0	889	892	-3	0	20.31
21/01/2011 15:58	0.3	2.3	0	445	0	0	889	892	-3	0	20.31
21/01/2011 16:58	0.3	2.2	0	442	0	0	889	893	-4	0	20.31
21/01/2011 17:58	0.2	2.2	0	441	0	0	889	893	-4	0	20.31
21/01/2011 18:58	0.2	2.2	0	441	0	0	889	893	-4	0	20.31
21/01/2011 19:58	0.2	2.2	0	439	0	0	889	893	-4	0	20.31
21/01/2011 20:58	0.2	2.2	0	438	0	0	889	893	-4	0	20.31
21/01/2011 21:58	0.1	2.2	0	434	0	0	890	893	-3	0	20.32
21/01/2011 22:58	0.1	2.1	0	434	0	0	890	894	-4	0	20.32
21/01/2011 23:58	0.1	2.1	0	432	0	0	890	894	-4	0	20.32
22/01/2011 00:58	0.1	2.1	0	432	0	0	890	894	-4	0	20.32
22/01/2011 01:58	0.1	2.1	0	431	0	0	890	894	-4	0	20.32
22/01/2011 02:58	0.1	2.1	0	433	0	0	890	894	-4	0	20.32
22/01/2011 03:58	0.1	2.1	0	436	0	0	890	893	-3	0	20.32
22/01/2011 04:58	0.1	2.1	0	439	0	0	889	893	-4	0	20.31
22/01/2011 05:58	0.1	2.1	0	439	0	0	889	893	-4	0	20.31
22/01/2011 06:58	0.1	2.1	0	447	0	0	889	893	-4	0	20.31
22/01/2011 07:58	0.1	2.1	0	452	0	0	889	893	-4	0.1	20.31
22/01/2011 08:58	0.1	2.1	0	453	0	0	889	893	-4	0.2	20.31
22/01/2011 09:58	0.1	2.1	0	454	0	0	889	893	-4	0.6	20.31
22/01/2011 10:58	0.1	2.1	0	460	0	0	890	893	-3	1.1	20.32
22/01/2011 11:58	0	2.1	0	461	0	0	890	893	-3	1.4	20.32
22/01/2011 12:58	0.1	2.1	0	460	0	0	889	893	-4	1.2	20.31
22/01/2011 13:58	0.1	2.1	0	457	0	0	889	892	-3	1.4	20.31
22/01/2011 14:58	0.1	2.1	0	458	0	0	889	892	-3	1.5	20.31
22/01/2011 15:58	0	2.1	0	457	0	0	889	892	-3	1.5	20.31
22/01/2011 16:58	0.1	2.1	0	456	0	0	889	892	-3	1.5	20.31
22/01/2011 17:58	0.1	2.1	0	453	0	0	889	892	-3	1.4	20.31
22/01/2011 18:58	0.1	2.1	0	453	0	0	889	892	-3	1.6	20.31
22/01/2011 19:58	0	2.1	0	452	0	0	889	892	-3	1.6	20.31

22/01/2011 20:58	0.1	2.1	0	450	0	0	889	892	-3	1.4	20.31
22/01/2011 21:58	0.1	2.1	0	447	0	0	889	892	-3	1	20.31
22/01/2011 22:58	0.1	2.1	0	444	0	0	888	892	-4	0.6	20.3
22/01/2011 23:58	0.1	2.1	0	441	0	0	888	891	-3	0.1	20.3
23/01/2011 00:58	0.1	2.1	0	439	0	0	888	891	-3	0	20.3
23/01/2011 01:58	0.1	2.1	0	437	0	0	888	891	-3	0	20.3
23/01/2011 02:58	0.1	2.1	0	437	0	0	887	890	-3	0.2	20.29
23/01/2011 03:58	0	2.1	0	438	0	0	887	890	-3	0.7	20.29
23/01/2011 04:58	0	2.1	0	441	0	0	887	890	-3	1.1	20.29
23/01/2011 05:58	0	2.1	0	441	0	0	886	889	-3	1.4	20.28
23/01/2011 06:58	0	2.1	0	442	0	0	886	889	-3	1.4	20.28
23/01/2011 07:58	0	2.1	0	441	0	0	887	890	-3	1.6	20.29
23/01/2011 08:58	0.1	2.1	0	443	0	0	887	890	-3	1.8	20.29
23/01/2011 09:58	0.1	2.1	0	442	0	0	887	890	-3	1.9	20.29
23/01/2011 10:58	0	2.1	0	446	0	0	887	890	-3	2.3	20.29
23/01/2011 11:58	0	2.1	0	451	0	0	887	890	-3	2.7	20.29
23/01/2011 12:58	0	2.1	0	454	0	0	887	890	-3	2.8	20.29
23/01/2011 13:58	0	2.1	0	454	0	0	887	890	-3	2.9	20.29
23/01/2011 14:58	0.1	2.1	0	454	0	0	886	889	-3	2.8	20.28
23/01/2011 15:58	0	2.1	0	450	0	0	886	889	-3	2.4	20.28
23/01/2011 16:58	0	2.1	0	447	0	0	886	889	-3	2	20.28
23/01/2011 17:58	0.1	2.1	0	445	0	0	887	890	-3	1.9	20.29
23/01/2011 18:58	0	2.1	0	444	0	0	886	890	-4	1.9	20.28
23/01/2011 19:58	0	2.1	0	441	0	0	886	889	-3	1.9	20.28
23/01/2011 20:58	0	2.1	0	441	0	0	886	890	-4	1.9	20.28
23/01/2011 21:58	0.1	2.1	0	441	0	0	886	889	-3	2	20.28
23/01/2011 22:58	0	2.1	0	439	0	0	886	889	-3	1.8	20.28
23/01/2011 23:58	0	2.1	0	437	0	0	886	889	-3	1.4	20.28
24/01/2011 00:58	0	2.1	0	435	0	0	886	889	-3	1.1	20.28
24/01/2011 01:58	0	2.1	0	434	0	0	886	889	-3	1	20.28
24/01/2011 02:58	0.1	2.2	0	433	0	0	886	889	-3	0.8	20.28
24/01/2011 03:58	0	2.2	0	430	0	0	885	889	-4	0.6	20.27
24/01/2011 04:58	0.1	2.2	0	430	0	0	885	888	-3	0.6	20.26
24/01/2011 05:58	0.1	2.2	0	428	0	0	884	888	-4	0.5	20.26
24/01/2011 06:58	0.1	2.2	0	428	0	0	884	887	-3	0.2	20.26
24/01/2011 07:58	0.2	2.2	0	425	0	0	883	887	-4	0	20.25
24/01/2011 08:58	0.2	2.2	0	425	0	0	883	886	-3	0	20.25
24/01/2011 09:58	0.2	2.2	0	425	0	0	883	886	-3	0.4	20.25
24/01/2011 10:58	0.3	2.2	0	430	0	0	882	886	-4	1.2	20.24
24/01/2011 11:58	0.4	2.3	0	430	0	0	882	885	-3	1.6	20.23
24/01/2011 12:58	0.4	2.3	0	431	0	0	880	884	-4	1.6	20.22
24/01/2011 13:58	0.5	2.3	0	432	0	0	880	883	-3	1.9	20.21
24/01/2011 14:58	0.6	2.3	0	434	0	0	879	882	-3	2.1	20.21
24/01/2011 15:58	0.7	2.4	0	431	0	0	879	882	-3	1.8	20.2
24/01/2011 16:58	0.7	2.3	0	430	0	0	878	882	-4	1.4	20.2
24/01/2011 17:58	0.7	2.4	0	429	0	0	878	881	-3	1.6	20.2
24/01/2011 18:58	0.8	2.3	0	429	0	0	877	880	-3	1.6	20.19
24/01/2011 19:58	0.9	2.4	0	430	0	0	877	880	-3	1.9	20.18
24/01/2011 20:58	1	2.4	0	430	0	0	876	879	-3	2.2	20.18
24/01/2011 21:58	1.1	2.4	0	432	0	0	875	879	-4	2.3	20.17
24/01/2011 22:58	1.2	2.5	0	432	0	0	875	878	-3	2.4	20.16
24/01/2011 23:58	1.2	2.5	0	434	0	0	874	877	-3	2.6	20.16
25/01/2011 00:58	1.2	2.5	0	434	0	0	873	876	-3	2.8	20.15
25/01/2011 01:58	1.3	2.5	0	440	0	0	873	876	-3	3.2	20.14
25/01/2011 02:58	1.4	2.5	0	443	0	0	872	875	-3	3.3	20.14
25/01/2011 03:58	1.5	2.5	0	444	0	0	871	875	-4	3.3	20.13
25/01/2011 04:58	1.6	2.6	0	443	0	0	871	874	-3	3.4	20.13
25/01/2011 05:58	1.7	2.6	0	446	0	0	870	873	-3	3.5	20.12
25/01/2011 06:58	1.7	2.6	0	444	0	0	869	873	-4	3.5	20.11
25/01/2011 07:58	1.9	2.7	0	445	0	0	869	872	-3	3.4	20.11
25/01/2011 08:58	2	2.7	0	444	0	0	868	872	-4	3.5	20.1

25/01/2011 09:58	2	2.7	0	446	0	0	868	871	-3	3.7	20.09
25/01/2011 10:58	2.1	2.8	0	446	0	0	868	871	-3	3.9	20.09
25/01/2011 11:58	2.4	2.8	0	451	0	0	867	870	-3	4.2	20.08
25/01/2011 12:58	2.8	3	0	455	0	0	866	869	-3	4.4	20.07
25/01/2011 13:58	2.8	3.1	0	459	0	0	865	868	-3	4.6	20.07
25/01/2011 14:58	2.9	3.2	0	456	0	0	864	867	-3	4.2	20.06
25/01/2011 15:58	2.9	3.2	0	453	0	0	864	867	-3	3.9	20.05
25/01/2011 16:58	3	3.3	0	450	0	0	863	866	-3	3.8	20.05
25/01/2011 17:58	3.2	3.3	0	449	0	0	863	866	-3	3.5	20.04
25/01/2011 18:58	3.1	3.1	0	445	0	0	863	866	-3	3.3	20.04
25/01/2011 19:58	3.2	3.2	0	445	0	0	863	866	-3	3.4	20.04
25/01/2011 20:58	3.1	3.2	0	443	0	0	863	866	-3	3.4	20.04
25/01/2011 21:58	3.3	3.2	0	441	0	0	863	866	-3	3	20.04
25/01/2011 22:58	3.3	3.2	0	440	0	0	862	865	-3	3.2	20.04
25/01/2011 23:58	3.4	3.1	0	440	0	0	862	865	-3	3.2	20.03
26/01/2011 00:58	3.4	3.2	0	437	0	0	862	865	-3	3.1	20.03
26/01/2011 01:58	3.4	3.1	0	437	0	0	862	865	-3	2.8	20.03
26/01/2011 02:58	3.5	3.2	0	434	0	0	862	865	-3	2.4	20.03
26/01/2011 03:58	3.4	3.2	0	434	0	0	862	865	-3	2.1	20.04
26/01/2011 04:58	3.4	3.2	0	430	0	0	862	865	-3	1.7	20.04
26/01/2011 05:58	3.4	3.1	0	428	0	0	862	866	-4	1.1	20.04
26/01/2011 06:58	3.3	3.2	0	425	0	0	862	866	-4	0.8	20.04
26/01/2011 07:58	3.3	3.1	0	424	0	0	863	866	-3	0.3	20.04
26/01/2011 08:58	3.5	3.1	0	422	0	0	863	867	-4	0	20.05
26/01/2011 09:58	3.4	3.1	0	421	0	0	864	867	-3	0.1	20.05
26/01/2011 10:58	3.3	3.1	0	420	0	0	864	867	-3	0.4	20.05
26/01/2011 11:58	3.3	3.1	0	420	0	0	864	867	-3	0.6	20.05
26/01/2011 12:58	3.4	3.1	0	420	0	0	864	867	-3	1.1	20.05
26/01/2011 13:58	3.4	3.2	0	423	0	0	864	868	-4	1.3	20.06
26/01/2011 14:58	3.4	3.1	0	420	0	0	865	868	-3	1	20.07
26/01/2011 15:58	3.4	3.1	0	419	0	0	866	869	-3	0.6	20.07
26/01/2011 16:58	3.3	3	0	415	0	0	866	869	-3	0	20.07
10/03/2011 14:27	0.5	2.6	0	391	0	0	857	861	-4	3.8	19.99
10/03/2011 15:27	0.5	2.7	0	380	0	0	857	858	-1	3.4	19.99
10/03/2011 16:27	0.6	2.7	0	379	0	0	858	858	0	3.1	19.99
10/03/2011 17:27	0.5	2.7	0	377	0	0	859	858	1	2.4	20
10/03/2011 18:27	0.5	2.7	0	376	0	0	859	859	0	1.8	20
10/03/2011 19:27	0.5	2.7	0	374	0	0	860	861	-1	1.5	20.02
10/03/2011 20:27	0.5	2.7	0	373	0	0	861	861	0	1.1	20.02
10/03/2011 21:27	0.5	2.7	0	373	0	0	861	862	-1	0.8	20.02
10/03/2011 22:27	0.6	2.7	0	372	0	0	861	863	-2	0.6	20.02
10/03/2011 23:27	0.5	2.6	0	371	0	0	861	864	-3	0.4	20.03
11/03/2011 00:27	0.6	2.7	0	370	0	0	861	863	-2	0	20.03
11/03/2011 01:27	0.5	2.7	0	370	0	0	862	864	-2	0	20.03
11/03/2011 02:27	0.5	2.7	0	369	0	0	862	864	-2	0	20.03
11/03/2011 03:27	0.6	2.6	0	369	0	0	861	864	-3	0	20.03
11/03/2011 04:27	0.5	2.7	0	368	0	0	861	864	-3	0	20.03
11/03/2011 05:27	0.5	2.7	0	368	0	0	862	864	-2	0	20.03
11/03/2011 06:27	0.6	2.7	0	368	0	0	862	864	-2	0	20.03
11/03/2011 07:27	0.5	2.7	0	367	0	0	862	864	-2	0	20.03
11/03/2011 08:27	0.5	2.7	0	367	0	0	862	865	-3	0	20.04
11/03/2011 09:27	0.6	2.6	0	366	0	0	863	868	-5	0.1	20.04
11/03/2011 10:27	0.5	2.6	0	369	0	0	863	870	-7	1.4	20.04
11/03/2011 11:27	0.5	2.6	0	373	0	0	863	869	-6	2.3	20.04
11/03/2011 12:27	0.5	2.7	0	375	0	0	862	868	-6	2.7	20.04
11/03/2011 13:27	0.6	2.6	0	376	0	0	862	866	-4	3.1	20.03
11/03/2011 14:27	0.7	2.6	0	377	0	0	861	865	-4	3.3	20.02
11/03/2011 15:27	0.6	2.7	0	377	0	0	860	864	-4	3.3	20.01
11/03/2011 16:27	0.7	2.6	0	376	0	0	859	863	-4	3.3	20
11/03/2011 17:27	0.7	2.7	0	376	0	0	859	862	-3	3.4	20
11/03/2011 18:27	0.6	2.6	0	376	0	0	858	862	-4	3.3	19.99

11/03/2011 19:27	0.7	2.7	0	375	0	0	858	861	-3	3.3	19.99
11/03/2011 20:27	0.7	2.7	0	375	0	0	858	861	-3	3.4	19.99
11/03/2011 21:27	0.6	2.7	0	374	0	0	857	861	-4	3.4	19.99
11/03/2011 22:27	0.8	2.7	0	374	0	0	857	861	-4	3.4	19.99
11/03/2011 23:27	0.9	2.6	0	374	0	0	857	861	-4	3.4	19.98
12/03/2011 00:27	0.9	2.7	0	373	0	0	856	860	-4	3.4	19.97
12/03/2011 01:27	1	2.7	0	373	0	0	856	859	-3	3.4	19.97
12/03/2011 02:27	1	2.7	0	373	0	0	856	859	-3	3.4	19.97
12/03/2011 03:27	1	2.7	0	373	0	0	855	859	-4	3.3	19.97
12/03/2011 04:27	1.1	2.7	0	372	0	0	855	858	-3	3.3	19.96
12/03/2011 05:27	1.1	2.7	0	372	0	0	855	857	-2	3.2	19.96
12/03/2011 06:27	1.1	2.7	0	371	0	0	854	857	-3	3.1	19.96
12/03/2011 07:27	1.1	2.7	0	371	0	0	854	857	-3	3.1	19.95
12/03/2011 08:27	1.2	2.7	0	370	0	0	854	857	-3	3.2	19.95
12/03/2011 09:27	1.1	2.7	0	371	0	0	853	858	-5	3.4	19.95
12/03/2011 10:27	1.1	2.7	0	373	0	0	853	858	-5	4	19.94
12/03/2011 11:27	1.1	2.7	0	381	0	0	852	858	-6	4.6	19.94
12/03/2011 12:27	1.1	2.7	0	385	0	0	852	856	-4	4.7	19.93
12/03/2011 13:27	1.1	2.8	0	385	0	0	851	854	-3	4.5	19.92
12/03/2011 14:27	1.1	2.7	0	384	0	0	850	854	-4	4.6	19.92
12/03/2011 15:27	1.2	2.7	0	383	0	0	850	853	-3	4.5	19.91
12/03/2011 16:27	1.2	2.7	0	383	0	0	850	853	-3	4.6	19.91
12/03/2011 17:27	1.2	2.7	0	383	0	0	849	853	-4	4.5	19.9
12/03/2011 18:27	1.2	2.7	0	382	0	0	849	852	-3	4.4	19.9
12/03/2011 19:27	1.2	2.7	0	381	0	0	849	852	-3	4.3	19.9
12/03/2011 20:27	1.1	2.7	0	380	0	0	849	851	-2	4.2	19.9
12/03/2011 21:27	1.2	2.7	0	380	0	0	848	851	-3	4.1	19.89
12/03/2011 22:27	1.3	2.7	0	379	0	0	848	851	-3	4.1	19.89
12/03/2011 23:27	1.2	2.7	0	378	0	0	848	851	-3	4.1	19.89
13/03/2011 00:27	1.2	2.7	0	378	0	0	848	851	-3	4.2	19.89
13/03/2011 01:27	1.2	2.7	0	377	0	0	847	850	-3	4.3	19.88
13/03/2011 02:27	1.2	2.7	0	377	0	0	847	850	-3	4.2	19.88
13/03/2011 03:27	1.2	2.7	0	376	0	0	847	849	-2	3.9	19.88
13/03/2011 04:27	1.2	2.7	0	376	0	0	847	850	-3	3.8	19.88
13/03/2011 05:27	1.2	2.7	0	375	0	0	848	850	-2	3.6	19.89
13/03/2011 06:27	1.2	2.7	0	374	0	0	848	850	-2	3.4	19.89
13/03/2011 07:27	1.3	2.7	0	373	0	0	849	848	1	2.8	19.9
13/03/2011 08:27	1.2	2.7	0	373	0	0	850	849	1	1.9	19.91
13/03/2011 09:27	1.1	2.7	0	371	0	0	850	850	0	1.4	19.91
13/03/2011 10:27	1.2	2.7	0	369	0	0	851	853	-2	1.4	19.92
13/03/2011 11:27	1.2	2.7	0	369	0	0	852	856	-4	2.1	19.93
13/03/2011 12:27	1.1	2.7	0	372	0	0	852	858	-6	3.1	19.94
13/03/2011 13:27	1.2	2.7	0	373	0	0	852	855	-3	3.3	19.94
13/03/2011 14:27	1.2	2.7	0	371	0	0	853	856	-3	3.3	19.94
13/03/2011 15:27	1.1	2.7	0	371	0	0	854	857	-3	3.5	19.95
13/03/2011 16:27	1.2	2.7	0	371	0	0	854	857	-3	3.6	19.96
13/03/2011 17:27	1.1	2.7	0	371	0	0	855	857	-2	3.5	19.97
13/03/2011 18:27	1.1	2.6	0	369	0	0	856	854	2	2.5	19.97
13/03/2011 19:27	1.1	2.6	0	368	0	0	857	856	1	1.8	19.99
13/03/2011 20:27	1.1	2.6	0	366	0	0	858	860	-2	1.5	19.99
13/03/2011 21:27	1.1	2.6	0	365	0	0	868	870	-2	4.6	20.1
16/03/2011 00:27	0.9	2.6	0	388	0	0	868	870	-2	4.4	20.1
16/03/2011 01:27	0.9	2.6	0	387	0	0	868	870	-2	4.3	20.1
16/03/2011 02:27	0.9	2.6	0	385	0	0	868	870	-2	4.2	20.09
16/03/2011 03:27	0.8	2.6	0	384	0	0	868	870	-2	4.1	20.09
16/03/2011 04:27	0.9	2.6	0	383	0	0	868	870	-2	3.9	20.09
16/03/2011 05:27	0.9	2.6	0	381	0	0	867	870	-3	3.8	20.09
16/03/2011 06:27	0.8	2.6	0	380	0	0	867	870	-3	3.7	20.09
16/03/2011 07:27	0.8	2.5	0	379	0	0	868	870	-2	3.6	20.09
16/03/2011 08:27	0.8	2.5	0	378	0	0	868	870	-2	3.6	20.09
16/03/2011 09:27	0.8	2.5	0	378	0	0	868	871	-3	3.9	20.09

16/03/2011 10:27	0.8	2.5	0	380	0	0	867	872	-5	4.4	20.09
16/03/2011 11:27	0.9	2.6	0	381	0	0	867	871	-4	4.8	20.08
16/03/2011 12:27	0.8	2.6	0	383	0	0	867	871	-4	5	20.08
16/03/2011 13:27	0.8	2.5	0	385	0	0	866	871	-5	5.3	20.07
16/03/2011 14:27	0.8	2.6	0	386	0	0	865	870	-5	5.4	20.07
16/03/2011 15:27	0.8	2.5	0	385	0	0	865	868	-3	5.2	20.07
16/03/2011 16:27	0.8	2.5	0	382	0	0	865	867	-2	4.9	20.07
16/03/2011 17:27	0.8	2.5	0	380	0	0	865	867	-2	4.6	20.06
16/03/2011 18:27	0.8	2.6	0	378	0	0	865	867	-2	4.3	20.06
16/03/2011 19:27	0.8	2.6	0	376	0	0	865	867	-2	4	20.06
16/03/2011 20:27	0.8	2.6	0	375	0	0	865	866	-1	3.6	20.06
16/03/2011 21:27	0.8	2.6	0	373	0	0	865	866	-1	3.1	20.06
16/03/2011 22:27	0.8	2.6	0	371	0	0	864	866	-2	2.8	20.06
16/03/2011 23:27	0.8	2.5	0	370	0	0	864	866	-2	2.5	20.06
17/03/2011 00:27	0.8	2.6	0	369	0	0	864	866	-2	2.3	20.06
17/03/2011 01:27	0.8	2.6	0	368	0	0	864	867	-3	2.3	20.06
17/03/2011 02:27	0.8	2.6	0	367	0	0	864	866	-2	2.1	20.05
17/03/2011 03:27	0.8	2.6	0	367	0	0	864	867	-3	2.2	20.05
17/03/2011 04:27	0.8	2.6	0	366	0	0	864	867	-3	2.4	20.05
17/03/2011 05:27	0.8	2.5	0	365	0	0	864	867	-3	2.6	20.05
17/03/2011 06:27	0.8	2.6	0	365	0	0	864	867	-3	2.7	20.06
17/03/2011 07:27	0.8	2.6	0	365	0	0	864	867	-3	2.6	20.06
17/03/2011 08:27	0.8	2.6	0	365	0	0	865	868	-3	2.7	20.06
17/03/2011 09:27	0.8	2.5	0	365	0	0	865	869	-4	3	20.07
17/03/2011 10:27	0.8	2.5	0	367	0	0	866	870	-4	3.6	20.07
17/03/2011 11:27	0.8	2.5	0	372	0	0	866	870	-4	4.1	20.07
17/03/2011 12:27	0.8	2.5	0	373	0	0	866	870	-4	4.4	20.07
17/03/2011 13:27	0.8	2.5	0	373	0	0	866	869	-3	4.4	20.07
17/03/2011 14:27	0.7	2.5	0	372	0	0	866	868	-2	4.2	20.07
17/03/2011 15:27	0.8	2.5	0	372	0	0	867	870	-3	4.3	20.08
17/03/2011 16:27	0.8	2.6	0	371	0	0	867	868	-1	4.1	20.08
17/03/2011 17:27	0.7	2.5	0	369	0	0	868	868	0	3.6	20.09
17/03/2011 18:27	0.7	2.5	0	369	0	0	868	868	0	3	20.1
17/03/2011 19:27	0.7	2.6	0	367	0	0	868	867	1	2.1	20.1
17/03/2011 20:27	0.8	2.5	0	366	0	0	869	868	1	1.1	20.11
17/03/2011 21:27	0.7	2.5	0	365	0	0	870	870	0	0.6	20.11
17/03/2011 22:27	0.7	2.5	0	365	0	0	870	871	-1	0.4	20.11
17/03/2011 23:27	0.8	2.5	0	364	0	0	870	871	-1	0.1	20.12
18/03/2011 00:27	0.7	2.5	0	364	0	0	870	872	-2	0.1	20.12
18/03/2011 01:27	0.7	2.5	0	364	0	0	871	873	-2	0	20.13
18/03/2011 02:27	0.7	2.5	0	363	0	0	871	874	-3	0.1	20.13
18/03/2011 03:27	0.7	2.5	0	362	0	0	871	874	-3	0.1	20.13
18/03/2011 04:27	0.7	2.5	0	362	0	0	871	874	-3	0.1	20.13
07/04/2011 14:20	2.7	2.9	0	495	0	0	880	890	-10	10.9	20.21
07/04/2011 15:19	2.8	2.9	0	445	0	0	879	880	-1	9.9	20.21
07/04/2011 16:19	3	2.9	0	441	0	0	879	881	-2	9.9	20.21
07/04/2011 17:19	2.8	2.9	0	428	0	0	879	879	0	9.1	20.21
07/04/2011 18:19	2.9	2.9	0	420	0	0	879	880	-1	8.8	20.21
07/04/2011 19:19	2.8	2.9	0	406	0	0	879	876	3	7.1	20.21
07/04/2011 20:19	2.7	2.9	0	385	0	0	879	876	3	5.3	20.21
07/04/2011 21:19	2.8	2.9	0	375	0	0	880	878	2	4.3	20.22
07/04/2011 22:19	2.7	2.9	0	370	0	0	880	880	0	3.8	20.21
07/04/2011 23:19	2.7	2.9	0	366	0	0	880	882	-2	3.6	20.22
08/04/2011 00:19	2.8	2.9	0	364	0	0	880	882	-2	3.6	20.22
08/04/2011 01:19	2.6	2.9	0	362	0	0	880	884	-4	4	20.21
08/04/2011 02:19	2.7	2.9	0	362	0	0	880	884	-4	4.6	20.21
08/04/2011 03:19	2.7	2.9	0	361	0	0	879	882	-3	4.3	20.21
08/04/2011 04:19	2.6	2.9	0	360	0	0	879	882	-3	4.1	20.2
08/04/2011 05:19	2.7	2.9	0	358	0	0	879	881	-2	3.9	20.2
08/04/2011 06:19	2.7	2.9	0	357	0	0	879	880	-1	3.4	20.2
08/04/2011 07:19	2.6	2.9	0	357	0	0	879	881	-2	3.2	20.2

08/04/2011 08:19	2.6	2.9	0	357	0	0	879	884	-5	4.3	20.21
08/04/2011 09:19	2.6	2.9	0	361	0	0	879	886	-7	5.5	20.21
08/04/2011 10:19	2.6	2.9	0	376	0	0	879	886	-7	6.9	20.21
08/04/2011 11:19	2.4	2.8	0	407	0	0	879	888	-9	8.6	20.21
08/04/2011 12:19	2.5	2.8	0	446	0	0	880	887	-7	10.1	20.21
08/04/2011 13:19	2.4	2.8	0	494	0	0	879	888	-9	11.6	20.21
08/04/2011 14:19	2.4	2.8	0	583	0	0	879	888	-9	12.9	20.21
08/04/2011 15:19	2.4	2.8	0	669	0	0	879	886	-7	14	20.21
08/04/2011 16:19	2.4	2.8	0	723	0	0	879	884	-5	14.5	20.2
08/04/2011 17:19	2.5	2.9	0	728	0	0	878	882	-4	14.5	20.2
08/04/2011 18:19	2.4	2.8	0	699	0	0	878	880	-2	13.9	20.2
08/04/2011 19:19	2.5	2.9	0	637	0	0	878	877	1	12.6	20.2
08/04/2011 20:19	2.5	2.8	0	553	0	0	878	875	3	10.8	20.2
08/04/2011 21:19	2.5	2.8	0	478	0	0	878	874	4	8.7	20.2
08/04/2011 22:19	2.6	2.8	0	436	0	0	878	874	4	6.8	20.2
08/04/2011 23:19	2.5	2.9	0	416	0	0	879	878	1	6.3	20.2
09/04/2011 00:19	2.6	2.9	0	412	0	0	879	880	-1	6.4	20.2
09/04/2011 01:19	2.5	2.8	0	410	0	0	879	881	-2	6.4	20.21
09/04/2011 02:19	2.5	2.8	0	403	0	0	878	879	-1	6	20.2
09/04/2011 03:19	2.5	2.9	0	403	0	0	878	881	-3	6.3	20.2
09/04/2011 04:19	2.5	2.9	0	402	0	0	878	881	-3	6.3	20.2
09/04/2011 05:19	2.5	2.9	0	400	0	0	878	880	-2	6.2	20.2
09/04/2011 06:19	2.5	2.8	0	399	0	0	878	881	-3	6.4	20.2
09/04/2011 07:19	2.5	2.9	0	403	0	0	878	883	-5	7.1	20.2
09/04/2011 08:19	2.6	2.9	0	426	0	0	879	887	-8	8.6	20.21
09/04/2011 09:19	2.5	2.9	0	483	0	0	879	888	-9	10.6	20.21
09/04/2011 10:19	2.4	2.8	0	564	0	0	879	889	-10	12.3	20.21
09/04/2011 11:19	2.4	2.9	0	640	0	0	879	887	-8	13.6	20.21
09/04/2011 12:19	2.4	2.8	0	688	0	0	879	885	-6	14.4	20.21
09/04/2011 13:19	2.4	2.9	0	707	0	0	878	884	-6	14.8	20.2
09/04/2011 14:19	2.4	2.9	0	725	0	0	878	882	-4	14.9	20.2
09/04/2011 15:19	2.5	2.9	0	719	0	0	877	881	-4	14.9	20.19
09/04/2011 16:19	2.3	2.8	0	674	0	0	877	877	0	14.1	20.18
09/04/2011 17:19	2.5	2.9	0	625	0	0	876	876	0	13.2	20.18
09/04/2011 18:19	2.5	2.9	0	575	0	0	876	875	1	12.3	20.18
09/04/2011 19:19	2.4	2.9	0	531	0	0	876	874	2	11.3	20.18
09/04/2011 20:19	2.6	2.9	0	484	0	0	876	873	3	10	20.18
09/04/2011 21:19	2.7	2.9	0	449	0	0	876	874	2	8.7	20.18
09/04/2011 22:19	2.6	2.9	0	424	0	0	876	874	2	7.3	20.18
09/04/2011 23:19	2.6	2.9	0	407	0	0	876	875	1	6.5	20.18
10/04/2011 00:19	2.6	2.9	0	398	0	0	877	876	1	6	20.18
10/04/2011 01:19	2.6	2.9	0	391	0	0	876	874	2	4.6	20.18
10/04/2011 02:19	2.7	2.9	0	382	0	0	876	875	1	3.6	20.18
10/04/2011 03:19	2.7	2.9	0	382	0	0	876	878	-2	3.8	20.18
10/04/2011 04:19	2.7	2.9	0	383	0	0	875	876	-1	3.5	20.17
10/04/2011 05:19	2.7	2.9	0	384	0	0	876	878	-2	3.5	20.18
10/04/2011 06:19	2.7	2.9	0	384	0	0	876	876	0	2.9	20.18
10/04/2011 07:19	2.6	2.9	0	381	0	0	876	876	0	2.1	20.18
10/04/2011 08:19	2.6	2.9	0	379	0	0	877	883	-6	3.3	20.19
10/04/2011 09:19	2.6	2.9	0	391	0	0	877	886	-9	5.5	20.19
10/04/2011 10:19	2.6	2.8	0	450	0	0	878	890	-12	8.8	20.19
10/04/2011 11:19	2.7	2.9	0	515	0	0	877	888	-11	10.9	20.19
10/04/2011 12:19	2.6	2.9	0	541	0	0	877	884	-7	11.8	20.19
10/04/2011 13:19	2.5	2.8	0	614	0	0	877	886	-9	13.1	20.19
10/04/2011 14:19	2.6	2.9	0	674	0	0	877	884	-7	14.2	20.18
10/04/2011 15:19	2.6	2.9	0	706	0	0	876	883	-7	14.8	20.18
10/04/2011 16:19	2.5	2.9	0	719	0	0	876	882	-6	15.3	20.18
10/04/2011 17:19	2.6	2.9	0	735	0	0	875	881	-6	15.6	20.17
10/04/2011 18:19	2.6	2.9	0	766	0	0	875	879	-4	16	20.17
10/04/2011 19:19	2.6	2.9	0	726	0	0	875	875	0	15	20.17
10/04/2011 20:19	2.5	2.8	0	550	0	0	875	865	10	10.9	20.16

10/04/2011 21:19	2.6	2.9	0	437	0	0	875	864	11	7.1	20.17
10/04/2011 22:19	2.5	2.9	0	411	0	0	875	870	5	5.6	20.17
10/04/2011 23:19	2.4	2.9	0	400	0	0	875	872	3	4.5	20.16
11/04/2011 00:19	2.5	2.9	0	391	0	0	875	874	1	3.9	20.16
11/04/2011 01:19	2.6	2.8	0	387	0	0	874	875	-1	3.7	20.16
11/04/2011 02:19	2.5	2.9	0	385	0	0	874	875	-1	3.2	20.16
11/04/2011 03:19	2.5	2.9	0	381	0	0	874	875	-1	3	20.15
11/04/2011 04:19	2.6	2.9	0	376	0	0	873	877	-4	3.4	20.15
11/04/2011 05:19	2.6	2.9	0	381	0	0	873	881	-8	5.2	20.15
11/04/2011 06:19	2.6	2.9	0	392	0	0	873	880	-7	6.4	20.14
11/04/2011 07:19	2.5	2.8	0	391	0	0	872	877	-5	6.8	20.14
11/04/2011 08:19	2.5	2.9	0	396	0	0	873	878	-5	7.6	20.14
11/04/2011 09:19	2.6	2.8	0	412	0	0	872	880	-8	8.8	20.14
11/04/2011 10:19	2.6	2.8	0	428	0	0	872	876	-4	9.2	20.14
11/04/2011 11:19	2.4	2.8	0	431	0	0	872	877	-5	9.7	20.14
11/04/2011 12:19	2.6	2.9	0	427	0	0	872	874	-2	9.4	20.14
11/04/2011 13:19	2.6	2.9	0	418	0	0	871	872	-1	8.6	20.13
11/04/2011 14:19	2.5	2.9	0	397	0	0	872	870	2	7.2	20.13
11/04/2011 15:19	2.5	2.9	0	395	0	0	872	875	-3	7.8	20.14
11/04/2011 16:19	2.6	2.9	0	402	0	0	872	876	-4	8.4	20.14
11/04/2011 17:19	2.6	2.9	0	393	0	0	872	871	1	7.3	20.14
11/04/2011 18:19	2.6	2.9	0	388	0	0	872	871	1	6.3	20.14
11/04/2011 19:19	2.5	2.8	0	384	0	0	873	872	1	5.5	20.15
11/04/2011 20:19	2.5	2.8	0	380	0	0	874	871	3	4	20.15
11/04/2011 21:19	2.5	2.9	0	377	0	0	874	873	1	3.1	20.16
11/04/2011 22:19	2.5	2.9	0	374	0	0	875	875	0	2.6	20.17
11/04/2011 23:19	2.4	2.9	0	372	0	0	875	877	-2	2.7	20.17
12/04/2011 00:19	2.4	2.9	0	370	0	0	876	878	-2	2.7	20.18
12/04/2011 01:19	2.4	2.8	0	372	0	0	876	875	1	1.6	20.18
12/04/2011 02:19	2.4	2.8	0	373	0	0	877	878	-1	1.3	20.19
12/04/2011 03:19	2.4	2.8	0	371	0	0	877	879	-2	1.3	20.19
12/04/2011 04:19	2.3	2.8	0	371	0	0	877	879	-2	1.3	20.19
12/04/2011 05:19	2.3	2.8	0	370	0	0	877	879	-2	1.1	20.19
12/04/2011 06:19	2.1	2.8	0	369	0	0	878	881	-3	1.4	20.2
12/04/2011 07:19	2.3	2.8	0	368	0	0	878	882	-4	1.8	20.2
12/04/2011 08:19	2.2	2.8	0	367	0	0	879	884	-5	2.6	20.2
12/04/2011 09:19	2.1	2.8	0	371	0	0	879	886	-7	3.9	20.21
12/04/2011 10:19	2	2.8	0	374	0	0	879	885	-6	4.8	20.21
12/04/2011 11:19	2.1	2.7	0	381	0	0	880	887	-7	6.1	20.22
12/04/2011 12:19	2	2.8	0	391	0	0	880	884	-4	6.6	20.21
12/04/2011 13:19	2	2.8	0	403	0	0	879	884	-5	7.2	20.21
12/04/2011 14:19	2	2.7	0	394	0	0	879	882	-3	6.6	20.21
12/04/2011 15:19	2	2.7	0	389	0	0	879	884	-5	7	20.21
12/04/2011 16:19	1.9	2.7	0	398	0	0	879	881	-2	6.9	20.21
12/04/2011 17:19	2	2.7	0	388	0	0	879	882	-3	6.6	20.21
12/04/2011 18:19	2	2.7	0	381	0	0	879	880	-1	5.8	20.21
12/04/2011 19:19	1.9	2.7	0	379	0	0	879	879	0	4.9	20.21
12/04/2011 20:19	1.9	2.7	0	375	0	0	879	877	2	3.3	20.21
12/04/2011 21:19	1.9	2.7	0	371	0	0	879	878	1	2.2	20.21
12/04/2011 22:19	1.8	2.7	0	372	0	0	879	879	0	1.5	20.21
12/04/2011 23:19	1.9	2.7	0	370	0	0	878	878	0	0.4	20.2
13/04/2011 00:19	1.9	2.7	0	369	0	0	878	880	-2	0.2	20.19
13/04/2011 01:19	1.8	2.7	0	369	0	0	877	881	-4	0.4	20.19
13/04/2011 02:19	1.8	2.7	0	367	0	0	876	880	-4	0.6	20.18
13/04/2011 03:19	1.8	2.7	0	365	0	0	875	880	-5	0.9	20.17
13/04/2011 04:19	1.8	2.7	0	364	0	0	875	879	-4	1.1	20.16
13/04/2011 05:19	1.9	2.7	0	363	0	0	874	878	-4	1.2	20.16
13/04/2011 06:19	1.8	2.7	0	362	0	0	873	877	-4	1.3	20.15
13/04/2011 07:19	1.8	2.7	0	361	0	0	873	877	-4	1.6	20.15
13/04/2011 08:19	1.7	2.7	0	360	0	0	873	878	-5	2.1	20.14
13/04/2011 09:19	1.8	2.7	0	360	0	0	873	878	-5	2.7	20.14



13/04/2011 10:19	1.8	2.7	0	360	0	0	872	877	-5	3.1	20.14
13/04/2011 11:19	1.8	2.7	0	361	0	0	872	876	-4	3.3	20.13
13/04/2011 12:19	1.8	2.7	0	361	0	0	871	876	-5	3.8	20.13
13/04/2011 13:19	1.7	2.7	0	362	0	0	871	876	-5	4.3	20.12
13/04/2011 14:19	1.8	2.7	0	369	0	0	870	876	-6	5.2	20.12
13/04/2011 15:19	1.8	2.7	0	369	0	0	869	874	-5	5.3	20.11
13/04/2011 16:19	1.8	2.7	0	369	0	0	869	873	-4	5.4	20.1
13/04/2011 17:19	1.8	2.6	0	368	0	0	868	871	-3	5.3	20.1
13/04/2011 18:19	1.7	2.7	0	365	0	0	868	870	-2	4.9	20.1
13/04/2011 19:19	1.8	2.7	0	364	0	0	868	870	-2	4.6	20.1
13/04/2011 20:19	1.7	2.7	0	362	0	0	868	870	-2	4.3	20.1
13/04/2011 21:19	1.7	2.7	0	361	0	0	868	870	-2	3.9	20.1
13/04/2011 22:19	1.7	2.7	0	358	0	0	868	870	-2	3.7	20.1
13/04/2011 23:19	1.8	2.7	0	357	0	0	868	871	-3	3.6	20.1
14/04/2011 00:19	1.7	2.7	0	355	0	0	868	871	-3	3.6	20.1
14/04/2011 01:19	1.7	2.7	0	354	0	0	868	871	-3	3.6	20.09
14/04/2011 02:19	1.8	2.7	0	353	0	0	868	871	-3	3.7	20.09
14/04/2011 03:19	1.7	2.7	0	353	0	0	867	871	-4	3.8	20.09
14/04/2011 04:19	1.7	2.7	0	352	0	0	867	870	-3	3.8	20.09
14/04/2011 05:19	1.7	2.7	0	351	0	0	867	870	-3	3.9	20.09
14/04/2011 06:19	1.7	2.7	0	351	0	0	868	870	-2	4	20.09
14/04/2011 07:19	1.7	2.7	0	350	0	0	868	871	-3	4.1	20.09
14/04/2011 08:19	1.7	2.7	0	350	0	0	868	871	-3	4.4	20.1
14/04/2011 09:19	1.7	2.7	0	352	0	0	868	874	-6	5.3	20.1
14/04/2011 10:19	1.6	2.7	0	369	0	0	869	876	-7	6.8	20.11
14/04/2011 11:19	1.6	2.7	0	385	0	0	869	875	-6	7.6	20.11
14/04/2011 12:19	1.7	2.7	0	394	0	0	869	874	-5	8	20.11
14/04/2011 13:19	1.6	2.7	0	401	0	0	869	873	-4	8.4	20.11
14/04/2011 14:19	1.7	2.7	0	411	0	0	869	873	-4	8.8	20.11
14/04/2011 15:19	1.6	2.7	0	412	0	0	869	873	-4	9	20.1
14/04/2011 16:19	1.7	2.7	0	408	0	0	868	871	-3	8.7	20.1
14/04/2011 17:19	1.6	2.7	0	409	0	0	869	872	-3	9	20.1
14/04/2011 18:19	1.6	2.6	0	402	0	0	869	870	-1	8.4	20.11
14/04/2011 19:19	1.6	2.7	0	393	0	0	869	870	-1	8	20.11
14/04/2011 20:19	1.6	2.7	0	387	0	0	869	870	-1	7.6	20.11
14/04/2011 21:19	1.5	2.6	0	380	0	0	870	870	0	7	20.11
14/04/2011 22:19	1.6	2.7	0	375	0	0	870	871	-1	6.7	20.11
14/04/2011 23:19	1.6	2.7	0	370	0	0	870	870	0	6.2	20.11
15/04/2011 00:19	1.6	2.6	0	364	0	0	870	871	-1	5.6	20.12
15/04/2011 01:19	1.5	2.7	0	362	0	0	870	871	-1	5.4	20.12
15/04/2011 02:19	1.6	2.7	0	358	0	0	870	872	-2	5.2	20.12
15/04/2011 03:19	1.6	2.7	0	357	0	0	870	872	-2	5	20.12
15/04/2011 04:19	1.6	2.7	0	355	0	0	870	871	-1	4.4	20.11
15/04/2011 05:19	1.5	2.7	0	353	0	0	870	872	-2	4.3	20.12
15/04/2011 06:19	1.5	2.6	0	352	0	0	870	873	-3	4.6	20.12
15/04/2011 07:19	1.5	2.6	0	351	0	0	870	873	-3	4.8	20.12
15/04/2011 08:19	1.5	2.6	0	351	0	0	871	875	-4	5.5	20.12
15/04/2011 09:19	1.5	2.6	0	360	0	0	871	877	-6	6.9	20.13
15/04/2011 10:19	1.6	2.6	0	379	0	0	871	879	-8	8.3	20.13
15/04/2011 11:19	1.5	2.6	0	406	0	0	871	879	-8	9.6	20.13
15/04/2011 12:19	1.5	2.6	0	425	0	0	871	876	-5	10.1	20.13
15/04/2011 13:19	1.4	2.6	0	434	0	0	871	876	-5	10.6	20.13
15/04/2011 14:19	1.4	2.6	0	470	0	0	871	877	-6	11.5	20.13
15/04/2011 15:19	1.5	2.6	0	453	0	0	871	872	-1	10.7	20.12
15/04/2011 16:19	1.4	2.6	0	443	0	0	871	872	-1	10.3	20.12
15/04/2011 17:19	1.4	2.6	0	425	0	0	871	871	0	9.6	20.12
15/04/2011 18:19	1.4	2.6	0	409	0	0	871	870	1	8.8	20.13
15/04/2011 19:19	1.5	2.6	0	394	0	0	871	871	0	8	20.13
15/04/2011 20:19	1.4	2.6	0	385	0	0	871	871	0	7.4	20.13
15/04/2011 21:19	1.4	2.6	0	376	0	0	871	872	-1	7	20.13
15/04/2011 22:19	1.4	2.7	0	372	0	0	871	873	-2	6.7	20.13

15/04/2011 23:19	1.4	2.6	0	366	0	0	872	871	1	5.8	20.13
16/04/2011 00:19	1.4	2.6	0	362	0	0	872	874	-2	5.9	20.13
16/04/2011 01:19	1.4	2.6	0	360	0	0	872	875	-3	6	20.13
16/04/2011 02:19	1.4	2.6	0	357	0	0	871	873	-2	5.7	20.13
16/04/2011 03:19	1.4	2.6	0	355	0	0	871	874	-3	5.5	20.13
16/04/2011 04:19	1.4	2.6	0	353	0	0	871	874	-3	5.4	20.13
16/04/2011 05:19	1.5	2.6	0	353	0	0	872	874	-2	5.4	20.13
16/04/2011 06:19	1.4	2.7	0	351	0	0	872	874	-2	5.3	20.13
16/04/2011 07:19	1.4	2.6	0	349	0	0	872	875	-3	5.5	20.14
16/04/2011 08:19	1.4	2.6	0	351	0	0	873	878	-5	6.3	20.15
16/04/2011 09:19	1.4	2.6	0	355	0	0	873	878	-5	7	20.15
16/04/2011 10:19	1.3	2.6	0	374	0	0	874	881	-7	8.5	20.16
16/04/2011 11:19	1.4	2.6	0	396	0	0	874	881	-7	9.6	20.16
16/04/2011 12:19	1.4	2.6	0	447	0	0	874	883	-9	11.3	20.16
16/04/2011 13:19	1.4	2.6	0	510	0	0	874	883	-9	12.8	20.16
16/04/2011 14:19	1.3	2.6	0	512	0	0	874	876	-2	12.2	20.16
16/04/2011 15:19	1.3	2.6	0	467	0	0	874	874	0	11.1	20.16
16/04/2011 16:19	1.3	2.6	0	469	0	0	874	878	-4	11.6	20.16
16/04/2011 17:19	1.3	2.6	0	460	0	0	874	875	-1	11.2	20.16
16/04/2011 18:19	1.4	2.6	0	445	0	0	874	875	-1	10.7	20.16
16/04/2011 19:19	1.3	2.6	0	432	0	0	874	873	1	9.8	20.16
16/04/2011 20:19	1.3	2.6	0	397	0	0	875	871	4	7.9	20.16
16/04/2011 21:19	1.3	2.6	0	376	0	0	875	871	4	6.3	20.17
16/04/2011 22:19	1.2	2.7	0	364	0	0	875	875	0	5.8	20.17
16/04/2011 23:19	1.3	2.6	0	357	0	0	875	874	1	4.9	20.17
17/04/2011 00:19	1.2	2.6	0	354	0	0	875	874	1	3.6	20.17
17/04/2011 01:19	1.3	2.6	0	353	0	0	876	874	2	2.6	20.18
17/04/2011 02:19	1.3	2.6	0	353	0	0	876	875	1	1.8	20.18
17/04/2011 03:19	1.2	2.6	0	353	0	0	876	875	1	0.8	20.18
17/04/2011 04:19	1.2	2.6	0	353	0	0	876	877	-1	0.5	20.18
17/04/2011 05:19	1.2	2.6	0	354	0	0	876	877	-1	0.1	20.18
17/04/2011 06:19	1.3	2.6	0	354	0	0	876	878	-2	0	20.18
17/04/2011 07:19	1.3	2.6	0	353	0	0	877	879	-2	0	20.18
17/04/2011 08:19	1.2	2.6	0	351	0	0	878	888	-10	2.8	20.19
17/04/2011 09:19	1.2	2.6	0	356	0	0	878	887	-9	5	20.19
17/04/2011 10:19	1.2	2.6	0	369	0	0	878	887	-9	6.9	20.2
17/04/2011 11:19	1.2	2.6	0	401	0	0	878	889	-11	9.1	20.2
17/04/2011 12:19	1.2	2.6	0	442	0	0	878	888	-10	10.8	20.19
17/04/2011 13:19	1.2	2.6	0	496	0	0	877	888	-11	12.5	20.19
17/04/2011 14:19	1.2	2.6	0	563	0	0	877	886	-9	13.7	20.19
17/04/2011 15:19	1.2	2.6	0	600	0	0	877	883	-6	14.3	20.18
17/04/2011 16:19	1.2	2.6	0	602	0	0	876	880	-4	14.2	20.18
17/04/2011 17:19	1.2	2.6	0	597	0	0	876	880	-4	14.2	20.18
17/04/2011 18:19	1.1	2.6	0	532	0	0	876	875	1	12.8	20.18
17/04/2011 19:19	1.2	2.6	0	495	0	0	876	876	0	12.1	20.18
17/04/2011 20:19	1.2	2.6	0	441	0	0	876	871	5	9.8	20.18
17/04/2011 21:19	1.1	2.6	0	387	0	0	876	868	8	6.8	20.18
17/04/2011 22:19	1.2	2.6	0	368	0	0	876	873	3	5.5	20.18
17/04/2011 23:19	1.1	2.6	0	357	0	0	876	878	-2	5.6	20.18
18/04/2011 00:19	1.2	2.6	0	358	0	0	876	879	-3	6	20.18
18/04/2011 01:19	1.2	2.6	0	355	0	0	875	877	-2	5.6	20.17
18/04/2011 02:19	1.2	2.6	0	350	0	0	875	876	-1	5	20.17
18/04/2011 03:19	1.2	2.6	0	349	0	0	875	875	0	4.4	20.16
18/04/2011 04:19	1.2	2.6	0	347	0	0	874	877	-3	4.4	20.16
18/04/2011 05:19	1.2	2.6	0	346	0	0	874	877	-3	4.3	20.16
18/04/2011 06:19	1.2	2.6	0	346	0	0	874	876	-2	4.2	20.16
18/04/2011 07:19	1.2	2.6	0	345	0	0	874	876	-2	3.9	20.16
18/04/2011 08:19	1.2	2.6	0	345	0	0	874	881	-7	5.3	20.16
18/04/2011 09:19	1.2	2.6	0	373	0	0	874	886	-12	8	20.15
18/04/2011 10:19	1.2	2.6	0	465	0	0	873	888	-15	11.4	20.15
18/04/2011 11:19	1.2	2.6	0	498	0	0	873	882	-9	12.6	20.14

18/04/2011 12:19	1.1	2.6	0	573	0	0	872	882	-10	14	20.14
18/04/2011 13:19	1.1	2.6	0	546	0	0	871	875	-4	13.7	20.13
18/04/2011 14:19	1.2	2.6	0	599	0	0	871	878	-7	14.7	20.12
18/04/2011 15:19	1.1	2.6	0	563	0	0	869	870	-1	13.6	20.11
18/04/2011 16:19	1.1	2.6	0	492	0	0	868	868	0	12.3	20.1
18/04/2011 17:19	1.3	2.6	0	469	0	0	868	868	0	11.5	20.09
18/04/2011 18:19	1.3	2.6	0	441	0	0	868	868	0	10.7	20.09
18/04/2011 19:19	1.3	2.6	0	420	0	0	867	866	1	9.8	20.09
18/04/2011 20:19	1.2	2.6	0	401	0	0	867	867	0	9.1	20.09
18/04/2011 21:19	1.3	2.6	0	385	0	0	867	867	0	8.4	20.08
18/04/2011 22:19	1.3	2.6	0	375	0	0	867	866	1	7.6	20.08
18/04/2011 23:19	1.3	2.6	0	366	0	0	867	867	0	7	20.08
19/04/2011 00:19	1.3	2.7	0	362	0	0	867	868	-1	6.7	20.08
19/04/2011 01:19	1.3	2.7	0	360	0	0	866	868	-2	6.4	20.08
19/04/2011 02:19	1.3	2.6	0	360	0	0	866	866	0	5.7	20.07
19/04/2011 03:19	1.3	2.7	0	357	0	0	865	862	3	3.7	20.07
19/04/2011 04:19	1.3	2.7	0	354	0	0	865	863	2	2	20.07
19/04/2011 05:19	1.3	2.7	0	353	0	0	865	865	0	1.2	20.07
19/04/2011 06:19	1.3	2.6	0	351	0	0	866	866	0	0.8	20.07
19/04/2011 07:19	1.3	2.7	0	344	0	0	866	872	-6	1.8	20.08
19/04/2011 08:19	1.3	2.6	0	356	0	0	867	881	-14	5.7	20.08
19/04/2011 09:19	1.3	2.6	0	410	0	0	867	882	-15	9.6	20.08
19/04/2011 10:19	1.2	2.6	0	471	0	0	867	879	-12	11.8	20.09
19/04/2011 11:19	1.2	2.6	0	539	0	0	867	877	-10	13.4	20.09
19/04/2011 12:19	1.3	2.6	0	603	0	0	868	876	-8	14.6	20.09
19/04/2011 13:19	1.3	2.6	0	633	0	0	868	874	-6	15.3	20.09
19/04/2011 14:19	1.2	2.6	0	660	0	0	868	873	-5	15.8	20.09
19/04/2011 15:19	1.2	2.6	0	660	0	0	868	871	-3	15.7	20.09
19/04/2011 16:19	1.2	2.6	0	638	0	0	867	869	-2	15.3	20.09
19/04/2011 17:19	1.2	2.6	0	606	0	0	867	868	-1	14.7	20.09
19/04/2011 18:19	1.2	2.6	0	560	0	0	868	866	2	13.8	20.09
19/04/2011 19:19	1.1	2.6	0	499	0	0	868	864	4	12.4	20.09
19/04/2011 20:19	1.1	2.6	0	435	0	0	868	861	7	10.1	20.1
19/04/2011 21:19	1.2	2.6	0	389	0	0	869	861	8	7.8	20.1
19/04/2011 22:19	1.1	2.6	0	366	0	0	869	865	4	6.3	20.1
19/04/2011 23:19	1.2	2.6	0	353	0	0	869	866	3	5	20.11
20/04/2011 00:19	1.2	2.6	0	344	0	0	869	867	2	3.6	20.11
20/04/2011 01:19	1.2	2.6	0	342	0	0	869	869	0	3.2	20.11
20/04/2011 02:19	1.1	2.6	0	338	0	0	869	871	-2	3.2	20.11
20/04/2011 03:19	1.1	2.6	0	341	0	0	869	870	-1	2.8	20.1
20/04/2011 04:19	1.1	2.6	0	342	0	0	869	870	-1	2.4	20.1
20/04/2011 05:19	1.1	2.6	0	338	0	0	869	874	-5	3.1	20.1
20/04/2011 06:19	1.1	2.6	0	339	0	0	869	873	-4	3.6	20.1
20/04/2011 07:19	1.1	2.6	0	337	0	0	869	876	-7	4.7	20.11
13/05/2011 13:06	0.4	2.7	0	358	0	0	869	881	-12	9.6	20.11
13/05/2011 15:05	0.4	2.8	0	327	0	0	868	866	2	8.1	20.1
13/05/2011 17:05	0.3	2.8	0	320	0	0	868	865	3	6.8	20.09
13/05/2011 19:05	0.6	3	0	316	0	0	868	868	0	6.1	20.09
13/05/2011 21:05	0.9	3.1	0	315	0	0	868	865	3	4.7	20.09
13/05/2011 23:05	1	3.3	0	315	0	0	868	867	1	3.8	20.09
14/05/2011 01:05	1	3.3	0	313	0	0	868	871	-3	3.8	20.1
14/05/2011 03:05	1	3.3	0	312	0	0	868	871	-3	3.5	20.09
14/05/2011 05:05	1.1	3.2	0	311	0	0	868	873	-5	3.9	20.09
14/05/2011 07:05	1.1	3.2	0	308	0	0	868	874	-6	4.5	20.09
14/05/2011 09:05	1	3.3	0	309	0	0	869	875	-6	5.5	20.1
14/05/2011 11:05	1.1	3.1	0	317	0	0	869	875	-6	6.4	20.11
14/05/2011 13:05	1.1	3.1	0	312	0	0	870	873	-3	6.3	20.12
14/05/2011 15:05	1.1	3.1	0	312	0	0	871	873	-2	6.4	20.12
14/05/2011 17:05	1.2	3.2	0	310	0	0	871	871	0	5.9	20.13
14/05/2011 19:05	1.2	3.2	0	308	0	0	871	872	-1	5.5	20.13
14/05/2011 21:05	1.2	3.3	0	307	0	0	872	872	0	5.3	20.13

14/05/2011 23:05	1.2	3.2	0	306	0	0	872	873	-1	5	20.14
15/05/2011 01:05	1.3	3.2	0	306	0	0	873	874	-1	4.7	20.15
15/05/2011 03:05	1.3	3.2	0	309	0	0	873	871	2	3.5	20.15
15/05/2011 05:05	1.3	3.2	0	307	0	0	874	877	-3	3.9	20.16
15/05/2011 07:05	1.3	3.2	0	306	0	0	875	877	-2	4.1	20.16
15/05/2011 09:05	1.3	3.2	0	307	0	0	875	881	-6	5.3	20.17
15/05/2011 11:05	1.3	3.2	0	305	0	0	875	879	-4	5.4	20.17
15/05/2011 13:05	1.3	3.3	0	307	0	0	875	882	-7	6.3	20.17
15/05/2011 15:05	1.3	3.1	0	318	0	0	875	882	-7	7.6	20.17
15/05/2011 17:05	1.3	3.3	0	315	0	0	874	878	-4	7.5	20.16
15/05/2011 19:05	1.3	3.2	0	315	0	0	874	878	-4	7.8	20.16
15/05/2011 21:05	1.3	3.3	0	319	0	0	874	878	-4	8.2	20.16
15/05/2011 23:05	1.3	3.2	0	321	0	0	874	877	-3	8.4	20.16
16/05/2011 01:05	1.3	3.2	0	322	0	0	874	877	-3	8.6	20.15
16/05/2011 03:05	1.4	3.2	0	320	0	0	873	875	-2	8.4	20.14
16/05/2011 05:05	1.4	3.2	0	314	0	0	872	872	0	7.6	20.13
16/05/2011 07:05	1.4	3.1	0	312	0	0	872	874	-2	7.5	20.14
16/05/2011 09:05	1.3	3.2	0	310	0	0	866	868	-2	9.1	20.07
18/05/2011 03:05	1.6	3	0	317	0	0	864	868	-4	9.1	20.06
18/05/2011 05:05	1.7	3	0	315	0	0	864	867	-3	9	20.05
18/05/2011 07:05	1.8	3.1	0	315	0	0	863	866	-3	9.1	20.05
18/05/2011 09:05	1.8	3.1	0	315	0	0	863	866	-3	9.1	20.04
18/05/2011 11:05	1.9	3.1	0	308	0	0	863	862	1	8.3	20.04
18/05/2011 13:05	1.8	3	0	305	0	0	863	864	-1	7.9	20.05
18/05/2011 15:05	1.8	3	0	311	0	0	864	868	-4	8.5	20.05
18/05/2011 17:05	1.9	3.1	0	307	0	0	864	865	-1	8.1	20.05
18/05/2011 19:05	1.9	3.1	0	304	0	0	864	864	0	7.6	20.06
18/05/2011 21:05	1.9	3.1	0	301	0	0	864	861	3	6.4	20.06
18/05/2011 23:05	1.9	3.1	0	299	0	0	865	864	1	5.7	20.07
19/05/2011 01:05	1.9	3.1	0	300	0	0	866	864	2	4.9	20.07
19/05/2011 03:05	1.9	3.1	0	300	0	0	867	866	1	4.3	20.08
19/05/2011 05:05	1.9	3.1	0	300	0	0	867	867	0	3.8	20.09
19/05/2011 07:05	1.9	3.1	0	297	0	0	868	872	-4	4.5	20.1
19/05/2011 09:05	1.9	3.1	0	296	0	0	869	875	-6	5.6	20.11
19/05/2011 11:05	1.8	3.1	0	305	0	0	870	878	-8	7.3	20.12
19/05/2011 13:05	1.9	3	0	321	0	0	871	879	-8	8.6	20.12
19/05/2011 15:05	1.9	3	0	326	0	0	870	875	-5	8.9	20.12
19/05/2011 17:05	1.9	3.1	0	331	0	0	870	875	-5	9.6	20.12
19/05/2011 19:05	1.8	3.1	0	319	0	0	869	869	0	8.8	20.1
19/05/2011 21:05	1.9	3	0	306	0	0	868	865	3	7.4	20.1
19/05/2011 23:05	1.9	3.1	0	301	0	0	868	866	2	6.4	20.1
20/05/2011 01:05	1.9	3.1	0	301	0	0	868	867	1	5.7	20.1
20/05/2011 03:05	1.9	3.1	0	302	0	0	867	867	0	4.9	20.09
20/05/2011 05:05	1.9	3.1	0	303	0	0	866	866	0	4.1	20.08
20/05/2011 07:05	1.9	3.1	0	298	0	0	867	871	-4	4.4	20.08
20/05/2011 09:05	1.9	3.1	0	296	0	0	868	875	-7	6	20.09
20/05/2011 11:05	1.8	3	0	306	0	0	858	855	3	5.6	19.99
22/05/2011 07:05	2	3.2	0	297	0	0	858	859	-1	5.3	19.99
22/05/2011 09:05	2	3.1	0	294	0	0	858	863	-5	5.8	20
22/05/2011 11:05	2.1	3.1	0	297	0	0	860	865	-5	7.1	20.01
22/05/2011 13:05	2	3	0	296	0	0	862	862	0	6.8	20.03
22/05/2011 15:05	2.1	3.2	0	296	0	0	864	865	-1	7.2	20.06
22/05/2011 17:05	2.1	3.1	0	296	0	0	866	867	-1	7.1	20.08
22/05/2011 19:05	2.1	3.1	0	294	0	0	867	869	-2	7.1	20.09
22/05/2011 21:05	2	3.1	0	293	0	0	868	867	1	6.7	20.1
22/05/2011 23:05	2	3.1	0	293	0	0	869	868	1	5.9	20.1
23/05/2011 01:05	2	3	0	292	0	0	869	869	0	5.5	20.11
23/05/2011 03:05	2	3.1	0	292	0	0	868	870	-2	5.2	20.1
23/05/2011 05:05	2	3	0	291	0	0	867	870	-3	5.2	20.08
23/05/2011 07:05	2	3.1	0	289	0	0	865	871	-6	5.4	20.07
23/05/2011 09:05	2	3.1	0	289	0	0	864	872	-8	6.5	20.06

23/05/2011 11:05	2.1	3.1	0	293	0	0	863	871	-8	7.5	20.04
23/05/2011 13:05	2.2	3.1	0	303	0	0	862	868	-6	8.4	20.03
23/05/2011 15:05	2.2	3.1	0	296	0	0	862	861	1	7.3	20.04
23/05/2011 17:05	2.1	3.1	0	300	0	0	863	868	-5	8.2	20.04
23/05/2011 19:05	2.2	3.1	0	295	0	0	863	859	4	6.6	20.05
23/05/2011 21:05	2.2	3.1	0	292	0	0	864	860	4	4.9	20.06
23/05/2011 23:05	2.2	3.1	0	292	0	0	866	864	2	4.1	20.07
24/05/2011 01:05	2.2	3.1	0	292	0	0	867	867	0	3.8	20.08
24/05/2011 03:05	2.2	3.1	0	292	0	0	868	868	0	3.6	20.09
24/05/2011 05:05	2.2	3	0	293	0	0	869	869	0	3.3	20.1
24/05/2011 07:05	2	3	0	294	0	0	870	870	0	3.3	20.12
24/05/2011 09:05	1.8	2.9	0	289	0	0	872	878	-6	4.4	20.14
24/05/2011 11:05	1.5	2.8	0	292	0	0	874	882	-8	6.1	20.16
24/05/2011 13:05	1.3	2.7	0	296	0	0	875	880	-5	7.1	20.17
24/05/2011 15:05	1.1	2.6	0	304	0	0	875	880	-5	7.6	20.17
24/05/2011 17:05	0.9	2.5	0	300	0	0	876	877	-1	7.4	20.18
24/05/2011 19:05	0.8	2.5	0	297	0	0	876	879	-3	7.4	20.18
24/05/2011 21:05	0.7	2.4	0	294	0	0	876	873	3	6.2	20.18
24/05/2011 23:05	0.6	2.4	0	291	0	0	877	874	3	4.9	20.19
25/05/2011 01:05	0.6	2.3	0	292	0	0	877	876	1	4.3	20.18
25/05/2011 03:05	0.6	2.3	0	292	0	0	877	878	-1	3.9	20.18
25/05/2011 05:05	0.6	2.3	0	291	0	0	875	878	-3	3.8	20.17
25/05/2011 07:05	0.6	2.4	0	287	0	0	875	880	-5	4.3	20.17
25/05/2011 09:05	0.6	2.4	0	292	0	0	875	886	-11	6.7	20.17
25/05/2011 11:05	0.7	2.4	0	297	0	0	873	885	-12	8	20.15
25/05/2011 13:05	0.9	2.4	0	307	0	0	871	879	-8	8.6	20.13
25/05/2011 15:05	1.1	2.5	0	316	0	0	870	878	-8	9.3	20.11
25/05/2011 17:05	1.4	2.6	0	315	0	0	867	874	-7	9.4	20.09
25/05/2011 19:05	1.6	2.7	0	315	0	0	865	870	-5	9.4	20.06
25/05/2011 21:05	1.8	2.9	0	302	0	0	863	863	0	8.3	20.04
25/05/2011 23:05	2	2.9	0	293	0	0	861	863	-2	7.7	20.02
26/05/2011 01:05	2	3	0	293	0	0	859	861	-2	7.4	20
26/05/2011 03:05	2.1	3	0	292	0	0	857	859	-2	7	19.98
26/05/2011 05:05	2.2	3.1	0	290	0	0	855	857	-2	6.5	19.96
26/05/2011 07:05	2.2	3.1	0	288	0	0	854	857	-3	6.4	19.96
26/05/2011 09:05	2.3	3.1	0	287	0	0	854	857	-3	6.4	19.95
26/05/2011 11:05	2.3	3.1	0	288	0	0	855	860	-5	7.3	19.96
26/05/2011 13:05	2.3	3	0	312	0	0	855	865	-10	9.3	19.97
26/05/2011 15:05	2.2	3.1	0	300	0	0	856	857	-1	8.7	19.97
26/05/2011 17:05	2.4	3	0	296	0	0	857	855	2	8.1	19.99
26/05/2011 19:05	2.2	3.1	0	290	0	0	859	857	2	7.2	20
26/05/2011 21:05	2.2	3	0	287	0	0	861	858	3	6.4	20.02
26/05/2011 23:05	2.2	3.1	0	285	0	0	862	861	1	6.1	20.03
27/05/2011 01:05	2.2	3.1	0	284	0	0	863	864	-1	6	20.05
27/05/2011 03:05	2.3	3.1	0	283	0	0	864	865	-1	5.8	20.06
27/05/2011 05:05	2.2	3	0	283	0	0	865	865	0	5.4	20.07
27/05/2011 07:05	2.1	3	0	282	0	0	867	868	-1	5.3	20.08
27/05/2011 09:05	2	2.9	0	281	0	0	868	871	-3	6	20.09
27/05/2011 11:05	1.7	2.9	0	288	0	0	868	873	-5	7.1	20.1
27/05/2011 13:05	1.7	2.8	0	285	0	0	869	870	-1	6.6	20.1
27/05/2011 15:05	1.6	2.7	0	286	0	0	870	875	-5	7.5	20.11
27/05/2011 17:05	1.6	2.8	0	285	0	0	869	871	-2	7.1	20.1
27/05/2011 19:05	1.6	2.8	0	285	0	0	868	870	-2	7.1	20.09
27/05/2011 21:05	1.6	2.8	0	282	0	0	867	866	1	5.9	20.08
27/05/2011 23:05	1.7	2.8	0	281	0	0	866	868	-2	5.6	20.07
28/05/2011 01:05	1.9	2.9	0	280	0	0	865	868	-3	5.7	20.07
28/05/2011 03:05	2	2.9	0	279	0	0	864	868	-4	5.8	20.05
28/05/2011 05:05	2	2.9	0	278	0	0	863	867	-4	6	20.04
28/05/2011 07:05	2.3	3	0	278	0	0	861	868	-7	6.7	20.03
28/05/2011 09:05	2.3	3	0	288	0	0	861	870	-9	8.1	20.03
28/05/2011 11:05	2.3	3	0	293	0	0	861	866	-5	8.6	20.02

28/05/2011 13:05	2.4	3	0	289	0	0	861	861	0	7.8	20.02
28/05/2011 15:05	2.4	3.1	0	291	0	0	861	865	-4	8.2	20.02
28/05/2011 17:05	2.4	3.1	0	296	0	0	861	865	-4	8.6	20.02
28/05/2011 19:05	2.5	3.1	0	286	0	0	860	859	1	7.3	20.02
28/05/2011 21:05	2.4	3.1	0	282	0	0	861	861	0	6.8	20.02
28/05/2011 23:05	2.5	3.1	0	281	0	0	860	861	-1	6.6	20.01
29/05/2011 01:05	2.5	3.1	0	279	0	0	859	862	-3	6.4	20
29/05/2011 03:05	2.5	3.1	0	277	0	0	858	863	-5	6.8	19.99
29/05/2011 05:05	2.6	3.1	0	280	0	0	857	862	-5	7.4	19.99
29/05/2011 07:05	2.5	3.1	0	279	0	0	857	860	-3	7.3	19.99
29/05/2011 09:05	2.6	3.1	0	281	0	0	857	863	-6	7.9	19.99
29/05/2011 11:05	2.5	3.1	0	300	0	0	857	866	-9	9.5	19.99
29/05/2011 13:05	2.5	3.1	0	310	0	0	858	861	-3	9.8	20
29/05/2011 15:05	2.5	3.1	0	303	0	0	860	859	1	9.3	20.01
29/05/2011 17:05	2.6	3.1	0	308	0	0	861	864	-3	9.6	20.02
29/05/2011 19:05	2.6	3.1	0	308	0	0	861	863	-2	9.6	20.02
29/05/2011 21:05	2.6	3.1	0	292	0	0	862	859	3	8.1	20.03
29/05/2011 23:05	2.6	3.1	0	286	0	0	862	862	0	7.8	20.04
30/05/2011 01:05	2.6	3	0	284	0	0	862	864	-2	7.7	20.03
30/05/2011 03:05	2.5	3.1	0	282	0	0	861	864	-3	7.6	20.03
30/05/2011 05:05	2.5	3.1	0	281	0	0	861	863	-2	7.4	20.02
30/05/2011 07:05	2.6	3.1	0	280	0	0	861	863	-2	7.3	20.02
30/05/2011 09:05	2.6	3.2	0	279	0	0	861	863	-2	7.1	20.03
30/05/2011 11:05	2.6	3.1	0	277	0	0	861	864	-3	7	20.03
30/05/2011 13:05	2.6	3.1	0	276	0	0	862	867	-5	7.6	20.03
30/05/2011 15:05	2.6	3.2	0	276	0	0	862	863	-1	7.4	20.03
30/05/2011 17:05	2.6	3.1	0	278	0	0	862	867	-5	8.1	20.03
30/05/2011 19:05	2.7	3.2	0	287	0	0	862	865	-3	8.8	20.03
30/05/2011 21:05	2.6	3.1	0	281	0	0	862	859	3	7.3	20.03
30/05/2011 23:05	2.6	3.2	0	278	0	0	862	857	5	5.3	20.04
31/05/2011 01:05	2.7	3.2	0	278	0	0	863	862	1	4.4	20.05
31/05/2011 03:05	2.7	3.1	0	276	0	0	864	865	-1	4.3	20.06
31/05/2011 05:05	2.7	3.1	0	275	0	0	865	867	-2	4.4	20.07
31/05/2011 07:05	2.6	3.1	0	275	0	0	867	867	0	4.1	20.08
31/05/2011 09:05	2.4	3.1	0	272	0	0	869	875	-6	5.7	20.11
31/05/2011 11:05	2.2	3	0	279	0	0	871	878	-7	7.1	20.12
31/05/2011 13:05	2	2.8	0	299	0	0	872	880	-8	8.8	20.14
31/05/2011 15:05	1.6	2.7	0	322	0	0	873	882	-9	10.2	20.15
31/05/2011 17:05	1.6	2.7	0	300	0	0	873	872	1	9.1	20.15
31/05/2011 19:05	1.4	2.6	0	295	0	0	875	875	0	8.9	20.16
31/05/2011 21:05	1.2	2.5	0	285	0	0	875	871	4	7.8	20.17
31/05/2011 23:05	1.1	2.5	0	281	0	0	876	871	5	6.3	20.18
01/06/2011 01:05	0.9	2.5	0	281	0	0	877	874	3	5.1	20.19
01/06/2011 03:05	0.9	2.4	0	278	0	0	877	878	-1	4.7	20.19
24/06/2011 13:47	0.4	2.1	0	369	0	0	873	884	-11	13.3	20.15
24/06/2011 15:46	0.2	2.1	0	300	0	0	872	864	8	10.3	20.14
24/06/2011 17:46	0.3	2.1	0	272	0	0	873	870	3	8.9	20.14
24/06/2011 19:46	0.3	2.2	0	265	0	0	872	872	0	8.1	20.14
24/06/2011 21:46	0.4	2.2	0	259	0	0	871	872	-1	7.1	20.13
24/06/2011 23:46	0.7	2.3	0	252	0	0	870	872	-2	6.2	20.12
25/06/2011 01:46	1	2.2	0	250	0	0	868	875	-7	7	20.1
25/06/2011 03:46	1.5	2.3	0	254	0	0	867	874	-7	8	20.09
25/06/2011 05:46	1.8	2.4	0	262	0	0	867	874	-7	9.1	20.08
25/06/2011 07:46	2	2.5	0	291	0	0	868	875	-7	10.6	20.09
25/06/2011 09:46	2.2	2.5	0	316	0	0	869	875	-6	11.7	20.11
25/06/2011 11:46	2.2	2.5	0	341	0	0	870	874	-4	12.6	20.11
25/06/2011 13:46	2.2	2.6	0	355	0	0	870	875	-5	13.3	20.12
25/06/2011 15:46	2.3	2.6	0	359	0	0	871	873	-2	13.3	20.13
25/06/2011 17:46	2.4	2.6	0	344	0	0	871	872	-1	12.8	20.13
25/06/2011 19:46	2.5	2.6	0	338	0	0	872	874	-2	12.8	20.13
25/06/2011 21:46	2.5	2.6	0	336	0	0	872	874	-2	12.8	20.14